nipon.pt

nipon®

techforcomfort

Quality that you feel



AIR CONDITIONING HRV HEAT PUMPS FAN COILS

2026

CONTENTS

WHAT SETS US APART 3
WHY CHOOSE NIPON 4
A RANGE THAT RESPECTS THE ENVIROMENT 5
GUARANTEE | QUALITY AND EFFICIENCY 6
3DC INVERTER TECHNOLOGY 7
FOR A SMARTER LIFE 8
FEATURES 9
LINE-UP | EQUIPMENT/POWER 10

AIR CONDITIONING COMERCIAL LINE 27

MONO-SPLIT CASSETE 28
MONO-SPLIT FLOOR-CEILING CONSOLE 29
MONO-SPLIT DUCTY TYPE 30
MONO-SPLIT MAGNUM FLOOR STANDING 31
SYNCRO COMBINATIONS 32
ACESSORIES 33
COMMANDS 34

HEAT PUMPS 39

MONOBLOC HEAT PUMP I-NEX **NOVIDADE** 43
MONOBLOC HEAT-PUMP SPIRIT M 44
MONOBLOC HEAT PUMP SPIRIT MG **NOVIDADE** 45
AIR/WATER SPLIT HEAT-PUMP SPIRIT S 46
AIR7WATER SPLIT HEAT-PUMP SPIRIT SA 47
HIGHT-EFFICIENCIES HEAT-PUMP H-POWER 48
DHW HEAT PUMP INNOVUS 49
DHW HEAT PUMP STAINLESS STEEL FLEXUS 50
DHW SPLIT HEAT PUMP AQUANOUS **NOVIDADE** 51
POOL HEAT-PUMP SERENUS 53

AIR CONDITIONING DOMESTIC RANGE 13

MONO-SPLIT WALL PRIMIS DUO 15
VITA WALL MONO-SPLIT 16
MONO-SPLIT CONSOLE TOPSMART 17
MULTI-SPLIT OURDOOR UNITS 18
MULTI-SPLIT OUTDOOR UNITS WITH AC AND DHW 19
DHW TANK FOR MULTI-SPLIT SYSTEMS 20
MULTI-SPLIT INDOOR WALL-MOUNTED UNITS 21
MULTI-SPLIT INDOOR CASSETTE-TYPE UNITS 22
MULT-SPLIT CONSOLE TYPE INDOOR UNITS 23
MULTI-SPLIT DUCTED INDOOR UNITS 24
EXEMPLE OF A MULTI-SPIT SYSTEM. 25
MULTI-SPLIT COMBINATION CHART 25

HRV 35

HRV HORIZONTAL DOUBLE FLOW EVASLIM 75 36
HRV VERTICAL DOUBLE FLOW EVABOX 95 37

FAN COIL UNITS 54

REVERSIBLE FAN COIL SUPRA REVERSE 56
EXTRA-THIN FAN COIL SUPRA SPLIM 57
WALL-MOUNTED AND CASSETE FAN COIL 58
CONSOLE FAIN COIL VENICE 59
FAIN COIL VENICE WITH AND WITHOUT MOVABLE 60
ACESSORIES VENICE AND PRESSURE TERMINAL UNIT - UAP 61

DISTINGUISHING OURSELVES

PRE-SALE SERVICE

NIPON provides its customers with a team of qualified and specialized professionals with training in Engineering to provide all the necessary support for the direction and selection of equipament in order to present an ideal technical solution that best adapts to the real needs of the installations.

AFTER-SALE TECHNICAL ASSISTANCE

We guarantee an extensive After-Sale Technial Service composed by a team of highly trained technicians, and a warehouse stocked with spare parts, for easy and quick replacements and repairs

www.disterm.pt 249 530 552

WARRANTY

As proof of our quality, all our equipments have 5 years of warranty against manufacturing defects - 3 years of total warranty + 2 years warranty parts only.

ONLINE DOCUMENTATION

You can find technical documentation of each product in their respective page and. in order to have acess to the product´s technical manuals, all you have to do is to acess the menu DOWNLOADS. If you can´t find what you are looking for, get in contact with us through the Contact Form, available in the CONTACTS menu option.

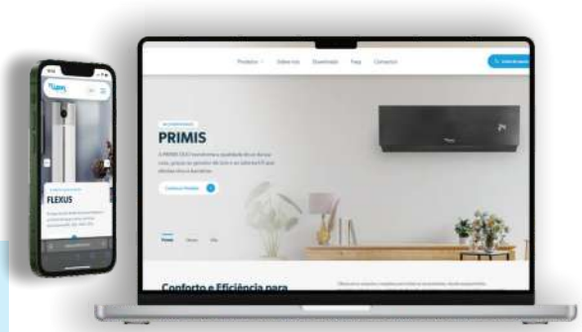

INTERNACIONAL WEBSITE

Nipon techforcomfort® responsive website, available in both multi language, has accurate and updated information about our products and their support.



WE ARE
INTEGRITY
COMMITMENT
QUALITY



WHY CHOOSE NIPON?

We offer a wide range of equipament to meet your needs.

All our equipaments have 5 years of warranty against manufacturing defects. (3 years full warranty + 2 years warranty only parts)

We value and give priority to our professional partners.

Smart control Wi-Fi

Silent equipament to maximize comfort.

All equipament uses the ecofriendly R-32 Refrigerant Gas.
Wich not only makes them more environmentally friendly, but also makes them more energy efficient.

All equipaments are subjected to the most rigorous testing, order to guarantee maximum efficiency and performance; and to the most rigorous guidelines (European and worldwide).**This Leads to some of the most efficient products in the market.**

A LINE TO RESPECT THE ENVIROMENT

GÁS R-32

The GWP (Global Warming Potential) index of R-32 is at least a third of the value of the R410-A gas, and it allows for a much reduced refrigerrant gas volume, all of wich add to the European Union F-Gas Regulation goals, being energetically efficient, safe and acessible. The R-32 gas is easy to recycle, and reuse. That said, the R-32 is also easy to handle by the installer and the assistance team technicians, since it can be loaded in either liquid or gas phase; not having any problems regarding the separating or gliding.

GÁS R-290

Known as propane gas, R290 is a class A3 natural hydrocarbon refrigerant with a low environmental impact. This refrigerant is a pure substance without evaporative slippage and with a high themodynamic performance, comparable only to ammonia (R717) or difluorethane (R1520).

This refrigerant has low toxicity, but is highly flammble.

Its application in Euripe is currently regulated by regulations on refrigerant charge limts according to the place of application and installation.

Commercialized since 2012, the **Nipon techforcomfort®** has asready estabilished it seelfas a trusted brand. The Nipon name was inspired by the culture and quality of Land of the Rising Sun - Nipon and reflects the quality of the brand.

Nipon techforcomfort® provides the best solutions for Air Conditioning, Heat Pump, DHW Production and Fan Coils in the market. Yielding a wide array of both residential and commercial/ industrial products.

The environment is a key point in the **Nipon techforcomfort®**, product line being a constant concern to guarantee comfort and quality while assurning as minimal environmental impact as possible. For that, in 2019, we fully updated our Air Conditioning brand to R-32 Refrigerant Gas. In order to reduce the GWP (Global Warming Potencial) significantly lower than of R-410A into our range of AQS INNOVUS and I-NeX heat pumps.

QUALITY AND EFFICIENCY

The Nipon techforcomfort models in the residential and commercial ranges are rated at least Class A, in accordance with European standards.
The product labeling complies with the energy efficiency standards set foth in Regulation 626/2011.

1. Manufacture/ Brand
2. SEER (Cooling) Seasonal Energy Efficiency Ratio
3. SCOP (Heating) Seasonal Coefficient of Performance
4. Energy efficiency class
5. Three climate zones for heating
6. Annual energy consumption (KWh)
7. Sound power level, in dB, (indoor and outdoor)
8. Year the label was introduced and standard number

ENERGY LABEL

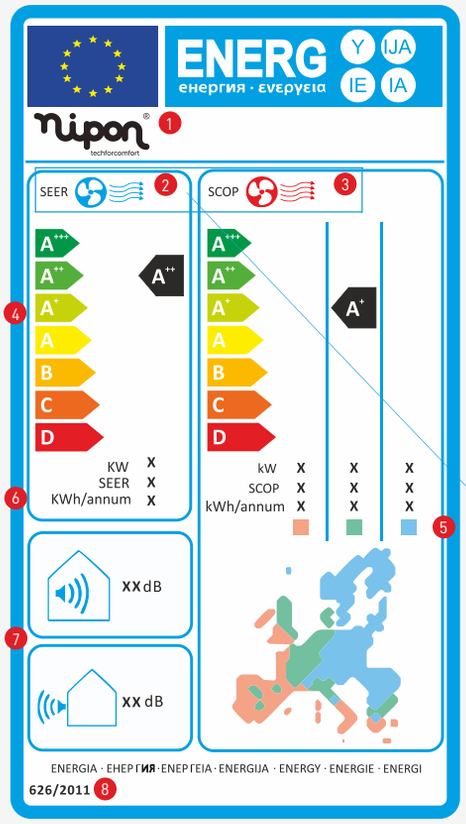

2 SEER Cooling	
A+++	>8.5
A++	>6.1
A+	>5.6
A	>5.1
B	>4.6
C	>4.1
D	>3.6

3 SCOP Heating	
A+++	>5.1
A++	>4.6
A+	>4.0
A	>3.4
B	>3.1
C	>2.8
D	>2.5

Another concern of the Nipon techforcomfort brand is the product design, always trying to achieve elegant, minimalistic and distinctive balance, smoothing the transition between being an appliance and a part of your home.

design

5 YEARS WARRANTY
3 years full warranty + 2 years on parts

Supported by product quality, Nipon techforcomfort It offers a 5-years warranty.

(3 years warranty + 2 years on parts).

3DC INVERTER TECHNOLOGY

A Cutting-Edge Technology that provides an intelligent Air Conditioning operation and minimizes losses of energy. The compressor works in a more efficient and smooth way, turning the temperature control into a more precise and less noisy process, improving the comfort and reducing the energy consumption to a minimum.
The three Inverter components the compressor and fans in the outdoor and indoor units operate continuously without starting or stopping, adjusting their speed to ensure your comfort.

With the DC Inverter techonology, the equipament only consumes energy that needs at any given moment, in order to guarantee the intended temperature and keep it constant. This way it can achieve a lesser energy expense, a better comfort and noise cancelling capabilities; all this while prolonging the life-cycle of the product it self.

The energy consumption can be reduced by 50% in comparison to fixed-speed compressors.





GOLDENFIN

Anti-Corrosion Treatment of the OU intercharger grants it with a golden look (Golden Fin), making the unit a great product for seaside environment with high level of corrosion.

BLUE FIN TECHNOLOGY - Anti-corrosion protection - Air conditioning

Blue Fin coating is used on the condenser and evaporator coils is Nipon techforcomfort® indoor and outdoor air conditioning units. This coating has the function of protecting against rust and corrosion and increasing the efficiency of the condensate flow.





NÍVEL DE RUÍDO

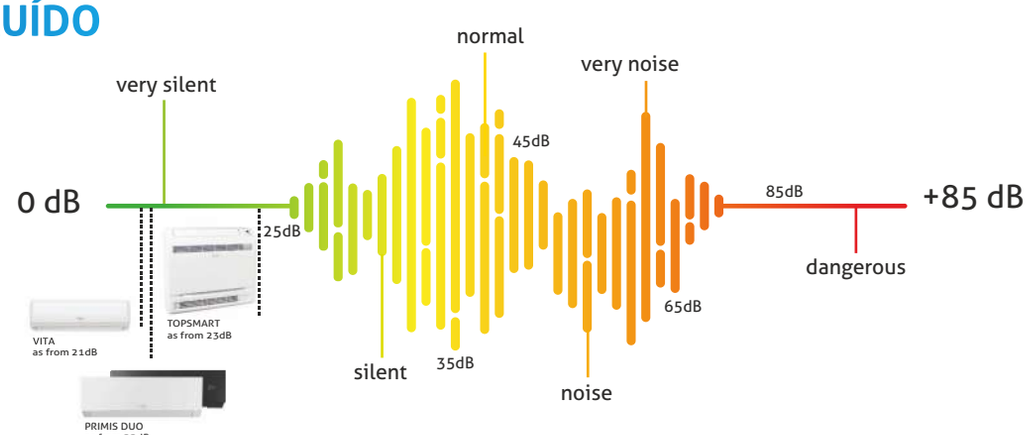

The NIPON techforcomfort® equipment provides you with a minimum noise level of 21dBa.
Our equipment are so silent as a breeze passing through the leaves of a tree.

FOR A **SMART LIFE**

THE APP ALLOWS YOU TO CONTROL YOUR DEVICE USING A SMARTPHONE OR TABLET.

App for controlling temperature settings, daily and weekly secheduling, and other configurations.

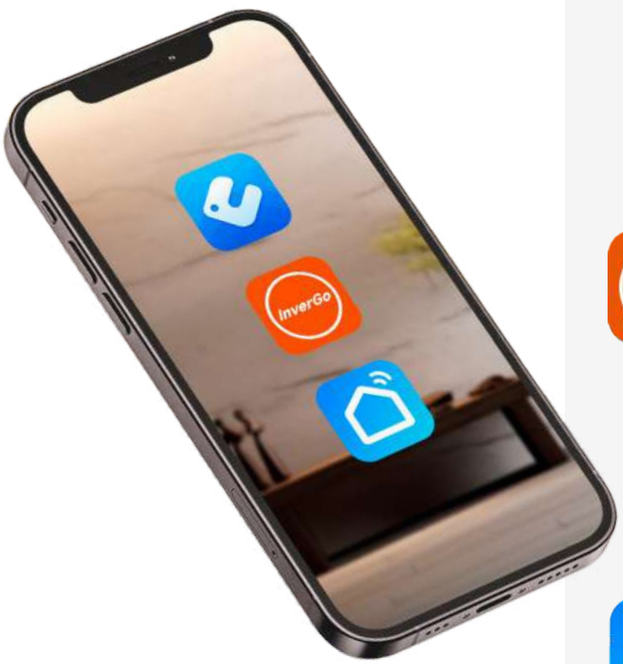

EWPE
AIR CONDICIONING/ HEAT PUMP

SistemaAndroid
SuportaAndroid4.4
eversõesacima

SistemaiOS
SuportaiOS7.0
eversõesacima

INVERGO
SWIMMING POOL HEAT PUMPS RANGE

SistemaAndroid
SuportaAndroid4.4
eversõesacima

SistemaiOS
SuportaiOS7.0
eversõesacima

SMART LIFE
HRV

VOICE COMMANDS

With Nipon techforcomfort® air conditioning, you can access its features from anywhere and turn off your unit.

If you have an **ALEXA** or **GOOGLE ASSISTANT** device at home, you can control certain units using the voice control feature.

alexa

Google Assistant



FUNCTIONS

Cold at -15º Outside
System Capable of Operating up to -15°C.

360° Distribution
Panel Designed Especially for a 360 Air Distribuition.

Auto Diagnosis
The systems makes a complete checkup to verify its integrity and functioning.

Display LED
Device equipped with a LED lighted Display, showing functioning information.

Low Sound Pressure (dB)
The unit is designed to work at the lowest sound pressure, thanks to a much lower fan speed.

Intelligent Desfosting
Minimizes the wait time for the hot air to come out of the indoor unit.

Incorporated Condendate Pump
For an easier, flexible and quick Installation

Auto Restart
Automatic Restart in the Event of a Power Shortage.

Anti Cold Air Function
Prevents Cold Air Ventilation during Heating working mode.

Automatic Cleaning
Does an Auto Cleanup Routine before shutting of completely.

Turbo
Quickly reach the desired temperature.

Swing Auto 3D
Automatic Vertical and Horizontal Swing of the Fins

Swing Auto
Automatic Vertical Swing of the Fins.

Swing Memo
Fin Position Memorizing

Outdoor Mode
Precents Room Temperature to decrease below 8ºC, protecting the building and it´s pipelines, in case of long absences.

Dehumidification
Dehumidification Mode without changes in Ambient Temperature.

IFEEL
Function that utilizes a sensor in the controller remote for monitoring and keep the desired temperature.

Sleep
Function that Automatically Reduces the fan and room temperature in order to provide for a peaceful sleep.

Energy Savings
The Equipament adjusts it´s load in order to reduce energy consumption.

Timer
Sets a 24h work schedule.

R32
Refrigerant Gas used by the equipament.

Inverter
Technology that reduces energy consumption and manages is better, not only while cooling but while heating as well.

ERP
Respects European Normative Requisites.

AI
The device remembers usage habits to optimize operation ensuring comfort and saving energy.

WiFi
WiFi Control through App.

Controlo por Voz
Compatible with Alexa and Google Assistant apps.

UV
Inhibits and sterilizes bacteria and viruses up to 99.97% It has the advantage of being small, long-lasting and ozone-free.

IONIZADOR
Neutralizes bacteria, fungi, pollens, dust mites and other pollutants, with an efficacy of up to 93%

Filter
Practical Design for easier dissassembly and cleaning.

Mono e Multi
Mono and Multi-Split compatible Indoor Unit.

Anti-Bacterial Filter
Eradicates particles, molds and bacteria.

Silver Ion Filter
Eradicates Viruses and Bacteria.

Catalytic Filter
Eradicates Particles and Odors.

LINE-UP

EQUIPMENTS/CAPACITY

RESIDENTIAL LINE

	Model	Power	WiFi	Optional Wired Control	Condensate Pump	Remote Control	Slient mode	Voice Control	AI	UV	Ionizer	Pág.
Multi Split	UNIDADE EXTERIOR MULTI 	7.1; 8.0; 10.5; 12kW										18
	UNIDADE EXTERIOR AC + AQS 	10.5; 12kW					●					19
	PRIMIS DUO 	2.5; 3.5; 5.3; 7.1kW	●	●		●		●	●	●	●	21
	VITA 	2.5; 3.2; 4.6; 6.2 kW	●	●		●		●				21
	CASSETE 8 VIAS 	3.5; 5.0; 7.0kW	●	●	●	●						22
	CASSETE 1 VIA 	2.6; 3.5; 5.0; 5.6kW	●	●	●	●						22
	TOPSMART 	2.6; 3.5; 5.0; 5.6kW	●	●		●						23
	CONSOLA CHÃO-TETO 	2.5; 3.5; 4.5; 7.1kW	●	●		●						23
	CONDUTA 	2.5; 3.5; 5.0; 7.1kW		●	●							24
	CONDUTA 	2.65; 3.5; 5.0; 7.0kW	●	●	●							24
Mono Split	PRIMIS DUO 	2.7; 3.5; 5.3; 7.1kW	●	●		●		●	●	●	●	15
	VITA 	2.5; 3.2; 4.6; 6.2kW	●	●		●		●				16
	TOPSMART 	2.7; 3.5; 5.2kW	●	●		●						17

Legend:

● **Included**

● **Optional**

COMMERCIAL LINE

Mono Split

Model	Power	WiFi	Optional Wired Control	Condensate Pump	Remote Control	Built-in Wi-Fi	Pág.
CASSETE 	3.5; 5.0; 7.0; 8.5; 10.0; 13.4; 16.0kW	●	●	●	●		28
CONSOLA CHÃO-TETO 	3.5; 5.0; 7.0; 8.5; 10.0; 13.4; 16.0kW	●	●		●		29
CONDUTA 	3.5; 5.0; 7.0; 8.5; 10.0; 13.4; 16.0kW	●	●	●		●	30
ARMÁRIO MAGNUM 	7.2; 12.3; 12.5kW	●	●		●	●	31



techforcomfort

AQUANOVUS

SPLIT HEAT PUMP

SPIRIT Inverter Technology

NEW

HEAT PUMP

Greater efficiency, greater comfort, and greater sustainability

I-NEX R290 INVERTER HEAT PUMP TECHNOLOGY



ECO- FRIENDLY GÁS

It uses **R290** and **R32 refigerants,** wich have a low environmental impact.

GREATER EFFICIENCY

Advanced technology for maximum efficiency and lower energy consumption.

GREATER DURABILITY

High-quality components and anti-corrosion protection for greater durability



RESIDENTIAL LINE

MONO - SPLIT | MULTI-SPLIT

PRIMIS DUO

FRESH AIR, EFFICIENCY AND TECHNOLOGY





SILVER DETAILING
Square lines

ION GENERATOR
Improves air quality

WHITE OR DARK GREY

REMOTE CONTROL
User-friendly DESIGN

LOW NOISE 22Db(A)

SPECIAL TEXTURE
Ultra-fine lines
Matt Finish

UV ANGAINST VIRUSES
Kills over+93%
of viruses and bacteria

ARTIFICIAL INTELLIGENCE
Monitoring of usage habits

UNIQUE DESIGN

WALL-MOUNTED MONO-SPLIT AIR CONDITING

PRIMIS

PRIMIS DUO air conditioning units are highly efficient, with A+++ Energy Class. PRIMIS DUO transforms the air quality of your home, thanks to the ion generator and the UV system that eliminates viruses and bacteria.
The unit is equiped with Wi-Fi, voice control and AI technology that will adapt and understand your needs, translating into more balanced comfort and energy savings.

The PRIMIS DUO also has the functions I FEEL, OUT OF HOME mode, ENERGY SAVING MODE, SWING AUTO 3D, VOICE CONTROLLER and an adjustable fan with 7 SPEEDS. The PRIMIS DUO is available in black and white.



A PRIMIS DUO está disponível na cor cinza antracite e branca.

Wall-mounted PRIMIS DUO Units			PRIMISD09 GA	PRIMISD12 GA	PRIMISD18 GA	PRIMISD24 GA
Cooling	Cooling Capacity	kW	2.7	3.5	5.3	7.1
	Input Power	W	670	877	1472	2030
	Current Input	A	3.1	4.1	6.6	9.0
	SEER	W/W	8.5	8.5	8.0	7.0
	Energy Class		A+++	A+++	A++	A++
Heating	Heating Capacity	kW	3.0	3.8	5.6	7.3
	Input Power	W	680	952	1365	1870
	Current input	A	3.2	4.5	6.2	9.3
	SCOP	W/W	5.7	5.6	5.8	5.5
	Energy Class		A+++	A+++	A+++	A+++
Temperature Range IU		°C	16~30	16~30	16~30	16~30
Temperature Range OU (Cooling./ Heating.)		°C	-15~50/-15~30	-15~50/-15~30	-15~50/-15~30	-15~50/-15~30
Power Supply (OU)			220-240V~50Hz,1Ph			
Electrical Connections	Supply	mm^2	3x2,5 (Unid.Exterior)	3x2,5 (Unid.Exterior)	3x2,5 (Unid.Exterior)	3x2,5 (Unid.Exterior)
	In/Out	mm^2	4x1,5			
Compressor type			DC INVERTER ROTARY			
Indoor Unit Air Flow (Max/.../Min)		m^3/h	610/570/540/470/ 440/420/390	720/600/570/530/ 500/460/430	1000/880/760/650 620/600/550	1000/850/760/580 520/450/400/
Noise Level IU (Max/.../Min)		dB(A)	38/37/34/31/ 26/23/22	43/39/37/35/ 32/30/24	45/42/40/37/ 34/29/26	48/44/41/40/ 38/36/33
Dehumidification		L/h	0.8	1.4	1.8	2.4
Indoor unit	Dimensions (WxDxH)	mm	837x200x293	837x200x293	993x222x311	993x222x311
	Unit´s Weight	Kg	9.5	9.5	13.0	13.0
	Package Dim. (WxDxH)	mm	896x272x373	896x272x373	1055x298x385	1055x298x385
Outdoor Unit Air Flow		m/h	1950	2200	3000	3600
Noises Level OU		dB(A)	50	53	59	59
Outdoor unit	Dimensions(WxDxH)	mm	732x330x555	802x350x555	873x376x555	958x402x660
	Unit´s Weight	Kg	25	30	37	45
	Package Dim. (WxDxH)	mm	794x376x615	872x398x620	951x431x620	1032x456x737
Adiditional Gas Load		g/m	16	16	16	40
R32 Refrigerant Gas load (up to 5m)		g	530	800	950	1400
Refrigerant Connections	Liquid/ Gas Line	pol.	1/4"-3/8"	1/4"-3/8"	1/4"-1/2"	1/4"-5/8"
	Line Max Length	m	15	20	25	25
	Line Max Height Dif.	m	10	10	10	10
Code Set - White			NIO115109	NIO115112	NIO115118	NIO115124
Code Set - Dark Grey			NIO115159	NIO115162	NIO115168	NIO115174

Available in,

WHITE

DARK GREY

To better understand this symbols refer to page 9.

WALL-MOUNTED MONO-SPLIT AIR CONDITIONING VITA

VITA

VITA air conditioning units, with their compact and minimalist design, ensure comfort and quality in any room. With A+++ energy class, built-in Wi-Fi and a low noise level, they ensure efficiency, ease of use and maximum comfort.

The VITA is equiped with a LED display, Wi-Fi, voice control, an I FEEL function, included infrared remote, optional wired wall control, and an optional door control module (dry contact, for card control).



Wall-mounted VITA Units			VITA09 GA	VITA12 GA	VITA18 GA	VITA24 GA
Cooling	Cooling Capacity	kW	2.5	3.2	4.6	6.2
	Input Power	W	680	991	1353	1786
	Current Input	A	3.1	4.4	6.2	7.6
	SEER	W/W	6.6	6.1	7.2	6.8
	Energy Class		A++	A++	A++	A++
Heating	Heating Capacity	kW	2.8	3.4	5.2	6.5
	Input Power	W	730	916	1334	1645
	Current Input	A	3.2	4.0	6.1	7.6
	SCOP	W/W	5.1	5.1	5.1	5.1
	Energy Class		A+++	A+++	A+++	A+++
Temperature Range IU		°C	16~30	16~30	16~30	16~30
Temperature Range OU (Colling./ Heating.)		°C	-15~43/-15~24	-15~43/-15~24	-15~43/-15~24	-15~43/-15~24
Power Supply (OU)			220-240V~50Hz,1Ph			
Electrical Connections	Supply	mm^2	3x2,5 (Unid.Exterior)	3x2,5 (Unid.Exterior)	3x2,5 (Unid.Exterior)	3x2,5 (Unid.Exterior)
	In/Out	mm^2	4x1,5			
Compressor Type			DC INVERTER ROTARY			
Indoor Unit Air Flow (Max/.../Min)		m^3/h	500/470/430/390/320/270/250	590/520/480/400/350/320/280	1000/960/870/810/720/640/600	1050/900/740/690/640 590/540
Noise Level IU (Max/.../Min)		dB(A)	38/36/34/32/28/25/21	41/37/35/33/30/26/24	47/45/43/41/35/30/23	50/46/44/42/40/36/32
Dehumidification		L/h	0.6	1.4	1.8	1.8
Indoor Unit	Dimensions (WxDxH)	mm	708x185x260	783x185x260	943x246x333	943x246x333
	Unit´s Weight	Kg	7.0	8.0	13.0	13.5
	Package Dim. (WxDxH)	mm	753x332x258	828x332x258	1001x405x322	1001x405x322
Outdoor Unit Air Flow		m/h	1950	1950	2100	2800
Noise Level OU		dB(A)	50	52	55	58
Outdoor unit	Dimensions (WxDxH)	mm	732x330x555	732x330x555	732x330x555	873x376x555
	Unit´s Weight	Kg	24.5	25	27.5	36.5
	Package Dim. (WxDxH)	mm	794x376x615	794x376x615	794x376x615	951x431x620
Additional Gas Load		g/m	16	16	16	16
R32 Refrigerant Gas load (up to 5m)		g	480	550	770	1210
Refrigerant Connections	Liquid/ Gas Line	pol.	1/4"-3/8"	1/4"-3/8"	1/4"-3/8"	1/4"-1/2"
	Line Max Length	m	15	20	25	25
	Line Max Height Dif.	m	10	10	10	10
Code			NI0115309	NI0115312	NI0115318	NI0115324

To better understand this symbols refer to page 9.

MONO-SPLIT Air Conditioning Console TOPSMART

A++

CONSOLA TOP SMART

The TOPSMART Console is ideal for every kind of room, since it can be floor and wall-mounted, or installed built-in the wall itself. The easy filter access allows for an easy and effective maintenance and clean-up.
The TOPSMART usage is very user-friendly, due to it's built-in Wi-Fi.



TOPSMART Console Units			TOP09 GA	TOP12 GA	TOP18 GA
Cooling	Cooling Capacity	kW	2.7	3.5	5.2
	Input Power	W	720	1000	1550
	Current Input	A	3.5	4.5	7.1
	SEER	W/W	7.2	7.0	6.6
	Energy Class		A++	A++	A++
Heating	Heating Capacity	kW	2.9	3.8	5.3
	Input Power	W	730	960	1500
	Current Input	A	3.6	4.3	6.7
	SCOP	W/W	5.3	5.3	5.3
	Energy Class		A+++	A+++	A+++
Temperature Range IU		°C	16~30	16~30	16~30
Temperature Range Ou (Cooling./ Heating.)		°C	-15~43/-22~24	-15~43/-22~24	-15~43/-22~24
Power Supply (OU)			220-240V~50Hz,1Ph		
Eletrical Connections	Supply	mm^2	3x2,5 (Unid.Exterior)	3x2,5 (Unid.Exterior)	3x2,5 (Unid.Exterior)
	In/Out	mm^2	4x1,5		
Compressor Type			DC INVERTER ROTARY		
Indoor Unit Air Flow (Max/.../Min)		m^3/h	250~500	280~600	320~700
Noise Level IU (Max/.../Min)		dB(A)	39/30/23	44/35/25	47/39/31
Indoor unit	Dimensions (WxDxH)	mm	700x215x600	700x215x600	700x215x600
	Unit´s Weight	Kg	15.5	15.5	15.5
	Package Dim. (WxDxH)	mm	788x283x697	788x283x697	788x283x697
Outdoor Unit Air Flow		m^3/h	1600	2200	3200
Noise Level OU		dB(A)	49	52	57
Outdoor unit	Dimensions (WxDxH)	mm	782x320x540	842x320x596	965x396x700
	Unit´s Weight	Kg	29	31	46
	Package Dim. (WxDxH)	mm	823x358x595	881x363x645	1029x458x750
Additional Gas Load		g/m	16	16	20
R32 Refrigerant Gas Load (up to 5m)		g	550	750	950
Refrigerant Connections	Liquid/ Gas Line	pol.	1/4"-3/8"	1/4"-3/8"	1/4"-1/2"
	Line Max Length	m	20	20	25
	Line Max Height Dif.	m	10	10	10
Code			NI0115609	NI0115612	NI0115618



To better understand this symbols refer to page 9.

MULTI-SPLIT Air Conditioning Outdoor Unit

A++

OUTDOOR UNIT

The Multi-Split Outdoor Unit can combine up to 5 indoor units. These new units are equipped with the more eco-friendly R32 gas, and work at a lower noise pressure, thanks to a very low fan speed.
These new Multi-Split units are also able to shorten the defrosting cycle time, wich provides a better comfort and thermal stability, being able to handle -15°C outdoor temperature, when working in heating mode.



Multi-Split Outdoor Units			M2-18 GB	M3-24 GB	M4-28 GB	M4-36 GB	M5-42 GB
Maximum number of Indoor Units			2	3	4	4	5
Cooling	Cooling Capacity	kW	5.3	7.1	8.0	10.6	12.10
	Input Power	W	1480	1880	2120	3000	3400
	Current Input	A	6.56	8.35	9.41	13.31	15.08
	SEER	W/W	7.20	7.10	7.2	7.2	7.2
	Energy Class		A++	A++	A++	A++	A++
Heating	Heating Capacity	kW	5.65	8.6	9.5	12.0	13.0
	Input Power	W	1250	2230	2200	3040	3190
	Current Input	A	5.55	9.89	9.77	13.487	14.15
	SCOP	W/W	4.1	4.3	4.2	4	4
	Energy Class		A+	A+	A+	A+	A+
Combination Capabilities (min - max)		Btu/h	9000-24000	18000-36000	18000-42000	18000-54000	21000-63000
Temperature Range Limit Cooling		°C	-15~43	-15~43	-15~43	-15~43	-15~43
Temperature Range Limit Heating		°C	-22~24	-22~24	-22~24	-15~24	-15~24
Power Supply (OU)			220-240V~50Hz,1Ph				
Power Supply Cable		mm^2	3x2.50	3x2.50	3x2.50	3x4.0	3x4.0
Communication (by cable)		mm^2	4x1.5	4x1.5	4x1.5	4x1.5	4x1.5
Compressor Type			INVERTER ROTARY				
Outdoor Unit Air Flow		m^3/h	2300	3800	3800	5800	5800
Noise Level OU		dB(A)	64	68	68	60	60
Outdoor unit	Dimensions (WxDxH)	mm	745x300x550	889x340x654	889x340x654	1020x427x826	1020x427x826
	Unit´s Weight	Kg	32	47.5	51	90	90
	Package Dim. (WxDxH)	mm	872x398x620	1032x456x737	1032x456x737	1093x497x885	1093x497x885
	Total Weight	Kg	34.5	52	55.5	72	73
Load of refrigerant R32/ length up to		g/m	900	1700	1800	2400	2400
Additional Gas Load		g/m	20	20	20	20	20
Connections Refrigerant	Liquid/ Gas Line	pol.	1/4"-3/8"	1/4"-3/8"	1/4"-3/8"	1/4"-3/8"	1/4"-3/8"
	Line Max Length (per unit)	m	20	20	20	25	25
	Line Max Height Dif. (U.E/ U.I)	m	15	15	15	25	25
	Line Max Height Dif. (U.I/ U.I)	m	15	15	15	25	25
	Line Max Length (Total)	m	40	60	70	80	100
	Pre change Gas	m	10	30	40	40	50
Code			NI0120418	NI0120424	NI0120428	NI0120436	NI0120442

R32 INVERTER ErP ready Turbo CE

To better understand this symbols refer to page 9.

Multi-Split Air Conditioning outdoor Units (AC+ AQS)

A++

OUTDOOR UNITS (AC + AQS)

Nipon's Multisplit AC+DHW outdoor units are ideal for residential buildings, as they allow the installation of up to 4 indoor units and a tank for domestic hot water, i.e. possible combinations with wall-mounted units, cassette, duct, console and floor/ceiling.

Each indoor unit has its own remote control, which means you can set the temperature in each room without affecting the other rooms.



Multi-Split Outdoor Unit Ac + DHW			M4-36DHW GA	M5-42DHW GA
Maximum number of Indoor Units			3 + 1	4 + 1
Cooling	Cooling Capacity	kW	10.6	12.1
	Input Power	W	2950	3400
	Current Input	A	13	15
	SEER	W/W	7.2	7.2
	Energy Class		A++	A++
Heating	Heating Capacity	kW	12.0	13.8
	Input Power	W	3200	3600
	Current Input	A	14	16
	SCOP	W/W	4.2	4.2
	Energy Class		A+	A+
DHW Production	Heating Capacity	kW	42.0	42.0
	Water temperature range	°C	35~55	35~55
	Ambient temperature for DHW	°C	-22~43	-22~43
	COP DHW (média/ quente/ frio) (EN16147)*		2.74/ 3.43/ 2.00	2.74/ 3.43/ 2.00
	COP produção AQS	COP	3.75	4.56
	Energy Class		A+	A+
Combination Capabilities (min-max)		Btu/h	See the combination table (pág. 26)	
Temperature Range Limit Cooling		°C	-15~43	-15~43
Temperature Range Limit Heating		°C	-22~24	-22~24
Power Supply (OU)			220 - 240 / 50Hz	
Power Supply Cable		mm²	3x4	3x4
Communication (by cable)		mm²	4x1.5	4x1.5
Compressor Type			Twin rotary	
Outdoor Unit Air Flow		m³/h	5800	5800
Noise Level OU		dB(A)	60	60
Outdoor unit	Dimensions (WxDxH)	mm	1020x427x826	1020x427x826
	Unit´s Weight	Kg	72.5	73.5
	Package Dim. (WxDxH)	mm	1090x850x494	1090x850x494
	Total Weight	Kg	85.5	86.5
Load of refrigerant R32/ length up to		g	2400	2400
Additional Gas Load		g/m	20	20
Connections Refrigerant	Liquid/ Gas Line	inch	1/4"-3/8"	1/4"-3/8"
	Line Max Length (per unit)	m	25	25
	Line Max Height Dif. (U.E/ U.I)	m	25	25
	Line Max Height Dif. (U.I/ U.I)	m	25	25
	Line Max Length (Toltal)	m	80	100
	Pre charge Gas	m	40	50
	Max Distance (E.U./ Tank)	m	25	25
	Max elevation change (E.U./ Tank)	m	10	10
Code			NI0125036	NI0125042

*EN16147: Clima Quente

FIVE OPERATING MODES:

- COOLING
- HEATING
- HOT WATER
- COOLING+ HOT WATER
- HEATING + HOT WATER

- **UP TO 4 INDOOR UNITS**
- **ENERGY CLASS A++/A+**
- **HIGH EFFICIENCY**
- **WIDE OPERATING RANGE**
  (-15°C to +43°C in cooling and -22°C to + 24°C in heating).
- **LOW NOISE**
- **CONVENIENCE**
- **THE USE OF INVERTER TECHNOLOGY**
  With extreme outside temperatures, the air conditioner will maintain the temperature with a differential of ± 0.5°C.
- **CONTROL SYSTEMS**
  Each indoor unit has its own remote control, so you can set the tempera ture in each room without affecting the other rooms.
- This line of multisplit units incorporates a cable controller with Wi-Fi.

R32 INVERTER ErP ready Turbo CE

To better understand this symbols refer to page 9.

DHW Tank for Multi-Split Systems

A

Wi-Fi opcional

3 YEARS WARRANTY

DHW THANK FOR MULTI-SPLIT SYSTEMS

Which can be combined with any indoor unit and offers maximum installation flexibility.

Depósito 200L				S200L GA
Heating		Power	W	3500
		Electrical consumption	W	833
		Current	A	3.62
		Energy Class		A+
Deposit		Usable volume	L	185
		Maximum Pressure	bar	7
		Material		Vitrificado
		Insulation	mm	45, espuma de poliuretano
		Weight	kg	72,5
		Water inlet/ outlet Hydraulic connections	inch. (DN)	1/2 (15)
		Dimensions (Ø/height)	mm	462 / 2000
Package Dimensions (WxHxD)			mm	566 x 2108 x 583
Package Weight			kg	83
Electrical resistance power			W	1500
Power			V/ f / Hz	220 - 240 / 1 / 50
DHW Temperature			°C	+35 - +80*
Protection level				IPX4
Pipe diameter	Liquid		Pol.	1/4
	Gas		Pol.	3/8
Power cable			n° x s	3 x 2.5
Refrigerant				R32
Consumption profile				L
Code				NI0130120

* only with electric resistance support (TEMP + function)

Auto R32 INVERTER ErP ready Turbo

To better understand this symbols refer to page 9.

Split System

200 Liter Tank

- Deposit for buildings or villas.
- Easy and flexible installation, minimizing space of installation.

Energy class A+

Intelligent defrost funcion.

Energy efficiency.

Catholic protection: Magnesium anode





Controller included

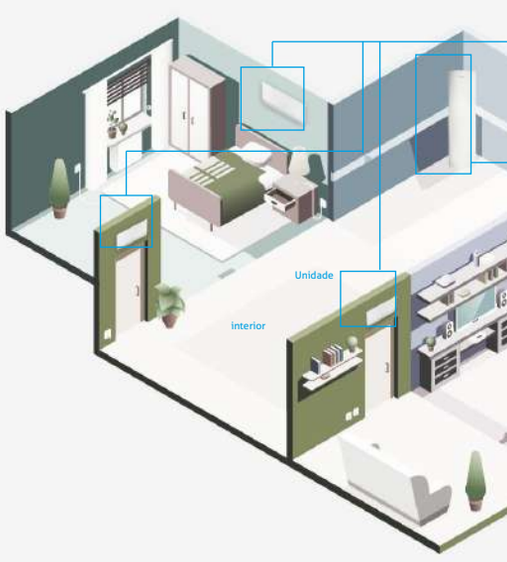

Multi-Split AC + DHW Example

- **R32 Refrigerant** is more efficient and more environmentally friendly.
- Precise control of the electronic expansion valve.
- Microchannel plate heat exchanger is more efficient and energy-saving.
- Temperature sensors are installed at the top and bottom of the tank to provide precise control, offering greater comfort to the user.
- Double safety protection: leakage current circuit breaker and water tank insulation.
- Three modes available: **Standard, Eco e Boost** changeable from the user's point of view.
- **Cable controller with Wi-Fi** supplied that allows you to remotely control the water tank.

MULTI-SPLIT Air Conditioning Wall-Mounted Indoor Units

PRIMIS DUO

PRIMIS DUO air conditioning units are highly efficient, with A+++ energy class. PRIMIS DUO transforms the air quality of your home, thanks to the ion generator and the UV system that eliminates viruses and bacteria.

The unit endowed with Wi-Fi, voice control and AI technology that will adapt and understand your needs, translating into more balanced comfort and energy savings.



PRIMIS DUO is available in dark grey and white.

Wall-mounted PRIMIS GA Indoor Units			PRIMISD09 GA UI	PRIMISD12 GA UI	PRIMISD18 GA UI	PRIMISD24 GA UI
Cooling	Cooling Capacity	kW	2.7	3.5	5.3	7.1
	Input Power	W	670	877	1472	2030
	Current Input	A	3.1	4.1	6.6	9.0
Heating	Heating Capacity	kW	3.0	3.8	5.6	7.3
	Input Power	W	680	952	1365	1870
	Current Input	A	3.2	4.5	6.2	9.3
Temperature Range IU		°C	16~30	16~30	16~30	16~30
Indoor Unit Air Flow		m³/h	610/570/540/470/440/420/390	720/600/570/530/500/460/430	1000/880/760/650/620/600/550	1000/850/760/580/520/450/400
Noise Level IU (Max/.../ Min)		dB(A)	38/37/34/31/26/23/22	43/39/37/35/32/30/24	45/42/40/37/34/29/26	48/44/41/40/38/36/33
Dimensions (W/D/H)		mm	837x200x293	837x200x293	993x222x311	993x222x311
Unit´s Weight		Kg	9.5	9.5	13.0	13.0
Package Dim. (WxDxH)		mm	891x261x357	891x261x357	1050x288x377	1050x288x377
Power Supply			220-240V~50Hz,1Ph			
Eletrical Connections I.U./O.U.)		mm²	4x1.5			
Liquid/Gas Connections		pol.	1/4" - 3/8"	1/4" - 3/8"	1/4" - 1/2"	1/4" - 5/8"
Code - White			NI0112109	NI0112112	NI0112118	NI0112124
Code - Dark Grey			NI0112159	NI0112162	NI0112168	NI0112174

VITA

VITA Multi-Split wall-mounted indoor unit is available in various powers to meet all requirements. With infrared remote control included and integrated WI-FI.



To better understand this symbols refer to page 9.

Wall-mounted VITA Indoor Units			VITA09 GA UI	VITA12 GA UI	VITA18 GA UI	VITA24 GA UI
Cooling	Cooling Capacity	kW	2.5	3.2	4.6	6.2
	Input Power	W	680	991	1353	1786
	Current Input	A	3.1	4.4	6.2	7.6
Heating	Heating Capacity	kW	2.8	3.4	5.2	6.5
	Input Power	W	730	916	1334	1645
	Current Input	A	3.2	4.0	6.1	7.6
Temperature Range IU		°C	16~30	16~30	16~30	16~30
Indoor Unit Air Flow		m³ /h	500/470/430/390/320/270/250	590/520/480/400/350/320/280	1000/960/870/810/720/640/600	1050/900/740/690/640/590/540
Noise Level IU (Max/.../ Min)		dB(A)	38/36/34/32/28/25/21	41/37/35/33/30/26/24	47/45/43/41/35/30/28	50/46/44/42/40/36/32
Dimensions (WxDxH)		mm	708x185x260	783x185x260	943x246x333	943x246x333
Unit´s Weight		Kg	7.0	8.0	13.0	13.5
Dimensions (WxDxH)		mm	753x332x258	828x332x258	1001x405x322	1001x405x322
Power Supply			220-240V~50Hz,1Ph			
Electrical Connections I.U./ O.U.		mm²	4x1.5			
Liquid/ Gas Connections		pol.	1/4" - 3/8"	1/4" - 3/8"	1/4" - 3/8"	1/4" - 1/2"
Code			NI0112309	NI0112312	NI0112318	NI0112324

Multi-Split Air Conditioning Cassete Indoor Units

Wi-Fi opcional

8-WAY CASSETE

8-way cassette indoor unit for a Multi-Split is ideal for shallow ceilings in the residential or commercial sector, thanks to its compact design that easily integrates into any type of environment. It comes with infrared control and a condensate pump included, and an optional wire control.



Optional Wi-Fi with wired remote control (NPGA/ 44)

8-Way CASSETE Multi-split Units			MB12GB UI	MB18 GB UI	MB24 GB UI
Power Supply (OU)				220-240V~50Hz,1Ph	
Cooling	Cooling Capacity	kW	3.5	5.0	7.0
Heating	Heating Capacity	kW	4.0	5.50	8.0
Indoor Unit Air Flow (Max/../Min)		m³ /h	560/540/490/450/ 420/380/350	650/540/490/450/ 420/380/350	1100/1050/950/910/ 870/830/800
Noise Leve		dB(A)	57/55/52/50/ 48/46/44	59/55/52/50/ 48/46/44	62/61/60/59/ 58/57/55
Dimensions	Dimensões aparelho (LxPxA)	mm	570x570x265	570x570x265	840x840x240
	Dimensões grelha (LxPxA)	mm	620x620x47.5	620x620x47.5	950x950x52.0
Unit´s Welight		Kg	17.0	17.0	29.0
Connections Refrigerant	Linha Líquido/Gás	inch	1/4"-3/8"	1/4"-1/2"	1/4"-5/8"
Draining Pipe Diameter		mm	ø25	ø25	ø25
Grid			P8B/05	P8B/05	P8B/06
Grid Code			NI0190142	NI0190142	NI0190144
Code			NI0135112	NI0135118	NI0135124

To better understand this symbols refer to page 9.

1- WAY CASSETE

Ideal for small spaces allowing for a better efficiency and comfort. The unit has automatic operation, 7 fan speeds and strong air circulation. They are equipped with a condensates drain pump and a DC Inverter motor that regulates continuously the fan speed.



Optional Wi-Fi with wired remote control (NPGA/44)

8-Way CASSETTE Multi-split Units			MV09 GA UI	MV12 GA UI	MV18 GA UI	MV20 GA UI
Cooling	Cooling Capacity	kW	2.6	3.5	5.0	5.6
	Input Power	W	30	30	40	40
	Current Input	A	0.1	0.1	0.2	0.2
Heating	Heating Capacity	kW	2.8	3.6	5.3	6.0
	Input Power	W	30	30	40	40
	Current Input	A	0.1	0.1	0.2	0.2
Temperature Range IU		°C	16~30	16~30	16~30	16~30
Indoor Unit Air Flow		m³/h	500/450/340	600/500/390	700/600/450	750/650/500
Noise Level IU (Max/Med/Min)		dB(A)	39/33/31	42/35/28	43/35/32	46/40/36
Dimensions	Unit´s Dimensions (WxDxH)	mm	987x385x178	987x385x178	987x385x178	987x385x178
	Gird Dimensions (WxDxH)	mm	1200×460×55	1200×460×55	1200×460×55	1200×460×55
Unit´s Weight		Kg	19	19	20	20
Package Dim. (WxDxH)		mm	1037x501x310	1037x501x310	1037x501x310	1037x501x310
Power Supply				220-240V~50Hz,1Ph		
Eletrical Connections		mm²		4x1.5		
Connections Refrigerant	Liquid/ Gas Line	pol.	1/4"-3/8"	1/4"-3/8"	1/4"-1/2"	1/4"-1/2"
Draining Pipe Diametre		mm	ø25	ø25	ø25	ø25
Grid			P1V/01	P1V/01	P1V/01	P1V/01
Grid Code			NI0190122	NI0190122	NI0190122	NI0190122
Code			NI0137209	NI0137212	NI0137218	NI0137220

To better understand this symbols refer to page 9.

Multi-Split Air Conditioning Console Indoor Units

TOPSMART

The TOPSMART Console is ideal for every kind of room, since it can be floor and wall-mounted, or installed built-in the wall itself. The easy filter access allows for an easy and effective maintenance and clean-up. The TOPSMART usage is very User-freindly, due to it's built-in Wi-Fi.



To better understand this symbols refer to page 9.

TOPSMART Console Multi-split Indoor Units			TOP09 GA UI	TOP12 GA UI	TOP18 GA UI
Cooling	Cooling Capacity	kW	2.7	3.5	5.2
	Input Power	W	25	25	40
	Current Input	A	0.2	0.2	0.2
Heating	Heating Capacity	kW	2.9	3.8	5.2
	Input Power	W	25	25	40
	Current Input	A	0.2	0.2	0.2
Indoor Unit Air Flow (max/med/min)		m^3/h	250-500	280-600	320-700
Noise Level		dB(A)	39/30/23	44/35/25	47/39/31
Dimensions (WxDxH)		mm	700x215x600	700x215x600	700x215x600
Power Supply (OU)				220-240V~50Hz,1Ph	
Unit´s Weight		Kg	15.5	15.5	15.5
Connections Refrigerant	Liquid/ Gas Line	inch	1/4"-3/8"	1/4"-3/8"	1/4"-1/2"
Draining Pipe Diameter		mm^2	ø25	ø25	ø25
Eletric Connections		mm		4x1.5	
Code			NI0112609	NI0112612	NI0112618

FLOOR-CEILING CONSOLE

A Floor-Ceiling Console, with up and down air distribution, ideal for a gentle layering of the room temperature to achieve the maximum comfort and energy saving. With infrared remote controller included. You can opt floor or ceiling mouting.

Optional Wi-Fi with wired remote control (NPGA/44)



To better understand this symbols refer to page 9.

FLOOR-CEILING CONSOLE MULTI-SPLIT INDOOR UNITS			MC09 GA UI	MC12 GA UI	MC18 GA UI	MC24 GA UI
Cooling	Cooling Capacity	kW	2.6	3.5	4.5	7.1
	Input Power	W	40	40	40	60
	Current Input	A	0.2	0.2	0.2	0.3
Heating	Heating Capacity	kW	2.7	4.0	5.0	8.0
	Input Power	W	40	40	40	60
	Current Input	A	0.2	0.2	0.2	0.3
Indoor Unit Air Flow (max/ med/ min)		m^3/h	610/540/420	610/540/420	590/520/410	870/800/720
Noise Level		dB(A)	35/30/26	35/30/26	35/30/26	35/31/27
Dimensions (WxDxH)		mm	870x235x665	870x235x665	870x235x665	1200x235x665
Power Supply (OU)				220-240V~50Hz,1Ph		
Unit´s Weight		Kg	25	25	26	33
Connections Refrigerant	Liquid/ Gas Line	pol.	1/4"-3/8"	1/4"-1/2"	1/4"-1/2"	3/8"-5/8"
Draining Pipe Diameter		mm	ø16	ø16	ø16	ø16
Electrical Connections		mm^2		4x1.5		
Code			NI0140209	NI0140212	NI0140218	NI0140224

Multi-Split Air Conditioning Duct Type Indoor Units

LOW STATIC PRESSURE DUCT

Duct Type Multi-Split Unit, it is silent and allows for a perfect blend in any environment. Optimal air distribution with the user's comfort in mind. Wired control and condensates pump included.

Wall control included (NPGA/19)



DUCT-CONNECTED Multi-split Line			MD09 GA UI	MD12 GA UI	MD18 GA UI	MD24 GA UI
Power Supply (OU)			220-240V~50Hz,1Ph			
Cooling	Cooling Capacity	kW	2.5	3.5	5.0	7.1
	Input Power	W	75	65	80	110
	Current Input	A	0.3	0.3	0.5	0.6
Heating	Heating Capacity	kW	2.8	3.9	5.5	8.0
	Input Power	W	75	65	80	110
	Current Input	A	0.3	0.3	0.5	0.6
Indoor Unit Air Flow (máx/ med/ min)		m^3/h	450/350/280	550/400/300	700/600/500	1000/750/550
Noise Level		dB(A)	37/34/31	39/35/32	41/36/33	42/37/34
Dimensions (WxDxH)		mm	700x615x200	700x615x200	900x615x200	1100x615x200
Unit´s Weight		Kg	21	22	26	30
Connections Refrigerant	Liquid/ Gas Line	pol.	1/4"-3/8"	1/4"-3/8"	1/4"-1/2"	3/8"-5/8"
Static Pressure Avalible		Pa	5	5	5	5
Draining Pipe Diameter		mm	ø25	ø25	ø25	ø25
Eletric Connections		mm^2	4x.1.5			
Code			NI0145209	NI0145212	NI0145218	NI0145224

To better understand this symbols refer to page 9.

HIGH STATIC PRESSURE CONDUIT

Multi-Split high-pressure conduit with silent operation, allowing perfect integration into any environment. The condensation drainage system is possible in different directions, depending on the desired installation. The equipment withstands up to 125 Pa of static pressure.
Wire control and condensate pump included.

Wall control included (NPGA/44)



DUCT-CONNECTED Multi-split Line			MDH09 GA UI	MDH12 GA UI	MDH18 GA UI	MDH24 GA UI
Cooling	Cooling Capacity	kW	2.65	3.5	5.0	7.0
Heating	Heating Capacity	kW	2.8	4.0	5.5	8.0
Indor Unit Air Flow (max/ med/ min)		m^3/h	700/670/640/610/ 580/550/520	650/560/520/480/ 450/410/380	880/840/810/790/ 770/750/730	1500/1200/1200/ 1000/1000/900/900
Noise Level		dB(A)	41/39/38/37/ 36/35/34	39/37/36/35/ 34/33/32	41/39/39/38/ 38/37/34	45/40/40/38/ 38/36/36
Dimensions (WxDxH)		mm	710x450x200	710x450x200	1010x450x200	900x655x260
Power Supply (OU)			220-240V~50Hz,1Ph			
Unit´s Weight		Kg	18.5	19	25	31
Connections Refrigerant	Liquid/ Gas Line	pol.	1/4"-3/8"	1/4"-3/8"	1/4"-1/2"	1/4"-5/8"
Static Pressure Avalible		Pa	25 (Máx 60Pa)	25 (Máx 60Pa)	25 (Máx 60Pa)	25 (Máx 125Pa)
Draining Pipe Diameter		mm^2	ø26	ø26	ø26	ø26
Eletric Connections		mm	4x.1.5			
Code			NI0145409	NI0145412	NI0145418	NI0145424

To better understand this symbols refer to page 9.

WHY CHOOSE THE MULTI-SPLIT SOLITION?

Cool or heat multiple rooms of the house with just one outdoor unit.

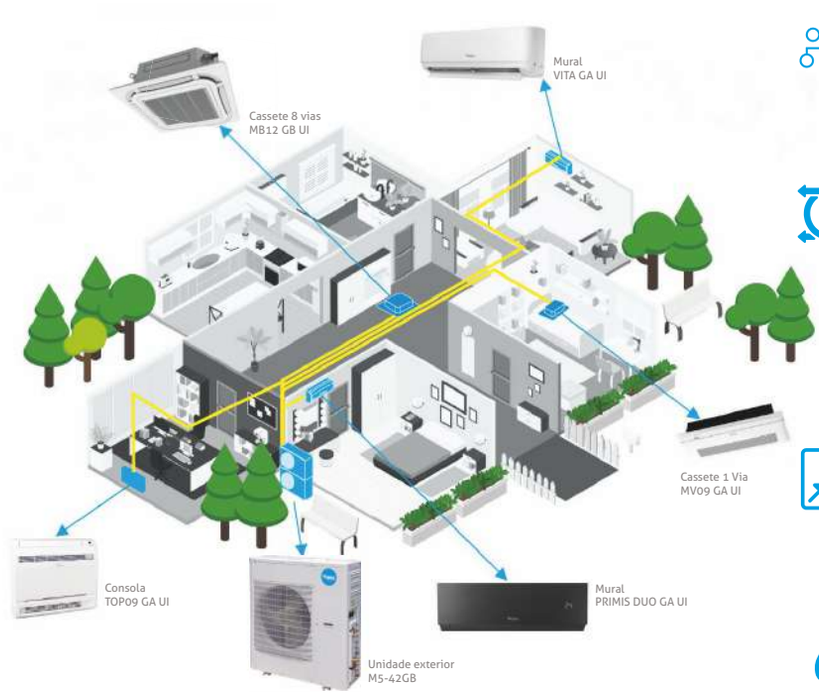

1 UNIDADE EXTERIOR M5-42 GB + 5 UNIDADES INTERIORES

FIVE IN ONE

You can connect 5 indoor units to one Multi-Split outdoor unit.

VERSATILE

You can install and connect the indoor units whenever and wherever you want, as well as control them individually via smartphone (some models or remote control only).

SAVE SPACE

The Multi-Splits system can reaplace up to 5 outdoor units and can be installed on the terrace, roof or garden.

READY FOR THE FUTURE

The Multi-Split system uses a swing compressor and R-32 refrigerant.

RESIDENTIAL LINE

Multi-split combination chart

M2-18(DOUBLE)

1 unit	9	12	
2 units	9+9	9+12	12+12

M3-24(TRIPLE)

2 units	9+9	9+12	9+18	12+12	12+18	18+18
3 units	9+9+9	9+9+12	9+9+18	9+12+12	12+12+12	

M4-28(QUADRUPLE)

2 units	9+9	9+12	9+18	12+12	12+18	18+18	
3 units	9+9+9	9+9+12	9+9+18	9+12+12	9+12+18	12+12+12	12+12+18
4 units	9+9+9	9+9+9+12	9+9+12+12				

M4-36(QUADRUPLE)

2 units	9+9	9+12	9+18	9+20	9+24	12+12	12+18	12+20
	12+24	18+18	18+20	18+24	20+20	20+24	24+24	
3 units	9+9+9	9+9+12	9+9+18	9+9+20	9+9+24	9+12+12	9+12+18	9+12+20
	9+12+24	9+18+18	9+18+20	9+18+24	9+20+20	9+20+24	12+12+12	12+12+18
	12+12+20	12+12+24	12+18+18	12+18+20	12+18+24	12+20+20	18+18+18	
4 units	9+9+9+9	9+9+9+12	9+9+9+18	9+9+9+20	9+9+9+24	9+9+12+12	9+9+12+18	9+9+12+20
	9+9+12+24	9+9+18+18	9+12+12+12	9+12+12+18	9+12+12+20	12+12+12+12	12+12+12+18	

M5-42(QUÍNTUPLE)

2 units	9+12	9+18	9+20	9+24	12+12	12+18	12+20	12+24
	18+18	18+20	18+24	20+20	20+24	24+24		
3 units	9+9+9	9+9+12	9+9+18	9+9+21	9+9+24	9+12+12	9+12+18	9+12+20
	9+12+24	9+18+18	9+18+20	9+18+24	9+20+20	9+20+24	9+24+24	12+12+12
	12+12+18	12+12+20	12+12+24	12+18+18	12+18+21	12+18+24	12+20+20	12+20+24
	12+24+24	18+18+18	18+18+20	18+18+24	18+20+20	18+20+24	20+20+20	
4 units	9+9+9+9	9+9+9+12	9+9+9+18	9+9+9+20	9+9+9+24	9+9+12+12	9+9+12+18	9+9+12+20
	9+9+12+24	9+9+18+18	9+9+18+20	9+9+18+24	9+9+20+20	9+9+20+24	9+12+12+12	9+12+12+18
	9+12+12+20	9+12+12+24	9+12+18+18	9+12+18+20	9+12+18+24	9+12+20+20	9+18+18+18	12+12+12+12
	12+12+12+18	12+12+12+20	12+12+12+24	12+12+18+18	12+12+18+20			
5 units	9+9+9+9+9	9+9+9+12+9	9+9+9+18+9	9+9+9+20+9	9+9+9+24+9	9+9+9+12+12	9+9+9+18+12	9+9+9+20+12
	9+9+9+24+12	9+9+9+18+18	9+9+12+12+12	9+9+12+18+12	9+9+12+20+12	9+12+12+12+12	9+12+12+18+12	12+12+12+12+12

NOTA: If the sum of the capacity of each installed indoor unit, exceeds the total capacity of the Outdoor unit, each Indoor Unit will under achieve

AC+DHW OUTDOOR UNITS
M4-36DHW GA M5-42DHW GA

WITH DHW DEPOSIT

1 unit	9	12	18	24	
2 unit	9+9				
	9+12	9+18	9+24		
	12+12	12+18	12+24		
	18+18	18+24	18+24		
3 unit	9+9+9				
	9+9+12	9+9+18	9+9+24	9+12+12	9+12+18
	9+12+24	9+18+18	9+18+24	12+12+12	12+12+18
	12+12+24	12+18+18			
4 unit*	9+9+9+9	9+9+9+12	9+9+9+18	9+9+9+24	
	9+9+12+12	9+9+12+18	9+12+12+12	9+12+12+18	12+12+12+12

*Combinations for the M5-42DHW GA only

WITHOUT DHW DEPOSIT

2 units	9+12	9+18					
	9+24	12+12					
	12+18						
	18+18						
	24+24						
3 units	9+9+12	9+9+18	9+9+24	9+12+12			
	9+12+24	9+18+18	9+18+24	9+24+24			
	12+12+18	12+12+24	12+18+18	12+18+24	12+24+24		
	18+18+24						
4 units*	9+9+9+9	9+9+9+12	9+9+9+18	9+9+9+24	9+9+12+12		
	9+9+12+18	9+9+12+24	9+9+18+18	9+9+18+24	9+12+12+12	9+12+12+18	12+12+18+18
	9+12+18+18	9+12+18+24	9+18+18+18	12+12+12+12	12+12+12+18	12+12+12+24	12+12+18+18

*Combinations for the M5-42DHW GA only



COMMERCIAL LINE

MONO - SPLIT

8-WAY Cassette-type mono-split air conditioning unit

A++

Wi-Fi opcional

8-WAY CASSETE

A discrete and silent cassette with an innovating design. The unit is suitable for any room, being easily installed in false ceilings, showing only its front panel. It evenly distributes air silenty and uniformly all across the room. It's ideal for commercial applications. Infrared remote controller included.

Optional Wi-Fi with wired remote control (NPGA/24)



MONO-SPLIT CASSETTE UNITS			XB12 GB	XB18 GB	XB24 GB	XB30 GB	XB36 GB3	XB48 GB3	XB60GB3
Cooling	Cooling Capacity	kW	3.5	5.0	7.1	8.5	10.5	13.4	16
	Input Power	W	920	1470	2030	2500	3100	4600	5300
	Max. Current	A	6.0	9.5	14.0	15.0	7.0	11.0	12.0
	SEER	W/W	7.1	6.6	6.7	6.9	6.6	6.3	6.1
	Energy CLass		A++	A++	A++	A++	A++	A++	A++
Heating	Cooling Capacity	kW	4.0	5.6	8.0	8.8	11.5	15.5	17.0
	Input Power	W	1000	1600	2000	2250	2950	4700	5700
	Max. Current	A	6.0	9.5	14.0	15.0	7.0	11.0	12.0
	SCOP	W/W	4.2	4.0	4.3	4.3	4.4	4.0	4.0
	Energy Class		A+	A+	A+	A+	A+	A+	A+
Cooling Range Temperature		°C	-20~52	-20~52	-20~52	-20~52	-20~52	-20~52	-20~52
Heating Range Temperature		°C	-20~24	-20~24	-20~24	-20~24	-20~24	-20~24	-20~24
Eletrical Connection OU/IU		mm^2	4x1.5	4x1.5	4x1.5	4x1.5	4x1.5	4x1.5	4x1.5
Power Supply (OU)			220-240V~50Hz,1Ph				380-400V~50Hz,3Ph		
Power Supply Cable (OU)		mm^2	3x2.5	3x2.5	3x2.5	3x4	5x2.5	5x2.5	5x2.5
Number of Fans (OU)			1	1	1	1	1	1	2
Compressor Type			INVERTER ROTARY						
Indoor Unit Air Flow (max/ med/ min)		m^3/h	600/550/500/400	720/650/600/500	1100/1000/900/800	1400/1300/1100/1000	1500/1400/1200/1000	2000/1800/1600/1400	2300/2100/1900/1600
Outdoor Unit Air FLow (max)		m^3/h	1800	2200	3600	3600	4800	5200	5500
Noise Level IU (Máx/Med/Min)		dB(A)	35/33/29	41/39/35	38/36/34	46/42/38	41/39/38	48/45/41	50/48/44
Indoor unit	Dimensions (WxDxH)	mm	570x260x570	570x260x570	840x200x840	840x200x840	840x240x840	840x290x840	840x290x840
	Grid Dimension	mm	620x47.5x620	620x47.5x620	950x52x950	950x52x950	950x52x950	950x52x950	950x52x950
	Unit´s Weight/Grid	Kg	16.5/3	16.5/3	21/6	21/6	23/6	25/6	26/6
Noise Level (OU)		dB(A)	48	52	55	57	57	59	60
Outdoor Unit	Dimensions (WxDxH)	Mm	675x285x553	745x300x555	889x340x660	889x340x660	940x370x820	940x370x820	990x370x960
	Unit´s Weight	Kg	24.5	30.5	41.5	46	65	81	94
R32 Refrigerant Gas Load (up to 5m)		g	570	850	1500	1500	2100	2800	3500
Additional Gas Load		g/m	16	16	20	20	20	35	35
Refrigerant Connections	Liquid/ Gas Line	pol.	1/4"-3/8"	1/4"-1/2"	3/8"-5/8"	3/8"-5/8"	3/8"-5/8"	3/8"-5/8"	3/8"-5/8"
	Line Max Length	m	30	30	50	50	75	75	75
	Line Max Height Dif.	m	15	20	25	25	30	30	30
Draining Pipe Diameter		mm	ø25	ø25	ø25	ø25	ø25	ø25	ø25
O.U. Code			NI0161112	NI0161118	NI0161124	NI0161130	NI0161336	NI0161348	NI0161360
I.U: Code			NI0171212	NI0171218	NI0171224	NI0171230	NI0171236	NI0171248	NI0171260
Grid Code			NI0190142	NI0190142	NI0190144	NI0190144	NI0190144	NI0190144	NI0190144
Code Set			NI0188412	NI0188418	NI0188424	NI0188430	NI0188436	NI0188448	NI0188460

R32 INVERTER ErP ready Turbo

To better understand this symbols refer to page 9.

Mono-Split Air Conditioning Floor-Ceiling Console

A++ Wi-Fi opcional 5 YEARS WARRANTY

GAMA COMERCIAL

CONSOLE - XC

Floor-Ceiling Console gives you the freedom to choose the mounting location and arrangement, since it can be mounted at the ceiling or at ground level. It only needs 1W of energy to work on standby mode, which turns it into one of the most efficient equipment available in the market. Infrared remote controller included.

Optional Wi-Fi with wired remote control (NPGA/24)



MONO-SPLIT FLOOR-CEILING CONSOLE			XC12 GB	XC18 GB	XC24 GB	XC30 GB	XC36 GB3	XC48 GB3	XC60 GB3
Cooling	Cooling Capacity	kW	3.5	5.3	7.1	8.5	10.0	13.4	16.0
	Power Input	W	920	1056	2030	2500	2940	4300	5300
	Current Max.	A	6.0	9.5	14.0	15.0	21.0	11.0	12.0
	SEER	W/W	7.2	6.5	7.2	6.8	6.3	6.3	6.1
	Energy Class		A++	A++	A++	A++	A++	A++	A++
Heating	Heating Capacity	kW	4.0	5.6	7.7	8.8	11.5	15.5	17.0
	Power Input	W	930	1440	1950	2250	2950	4200	4800
	Current Max.	A	6.0	9.5	14.0	15.0	21.0	11.0	12.0
	SCOP	W/W	4.1	4.2	4.3	4.5	4.2	4.0	4.0
	Energy Class		A+	A+	A+	A+	A+	A+	A+
Cooling Range Tempertature		°C	-20~52	-20~52	-20~52	-20~52	-20~52	-20~52	-20~52
Heating Range Temperature		°C	-20~24	-20~24	-20~24	-20~24	-20~24	-20~24	-20~24
Eletrical Connections OU/IU		mm^2	4x1.5	4x1.5	4x1.5	4x1.5	4x1.5	4x1.5	4x1.5
Power Supply (OU)			220-240V~50Hz,1Ph				380-400V~50Hz,3Ph		
Power Supply Cable (OU)		mm^2	3x2.5	3x2.5	3x2.5	3x4	5x2.5	5x2.5	5x2.5
Number of Fans (OU)			1	1	1	1	1	1	2
Compressor Type			INVERTER ROTARY						
Indoor Unit Air Flow (max/ med/ min)		m^3/h	650/600/500/400	900/800/700/600	1250/1100/1000/900	1400/1300/1200/1000	1600/1500/1400/1200	2300/2100/1800/1500	2400/2200/1900/1600
Outdoor Unit Air Flow (max)		m^3/h	1800	2200	3600	3600	4800	5200	5500
Noise Level IU (max/ med/ min)		dB(A)	34/31/28	40/38/36	39/37/35	45/43/39	46/45/43	48/45/43	51/48/44
Indoor unit	Dimensions (WxDxH)	mm	870x235x665	870x235x665	1200x235x665	1200x235x665	1200x235x665	1570x235x665	1570x235x665
	Unit´s Weight	Kg	24	25	31	32	32	42	42
Noise level (OU)		dB(A)	48	52	55	57	57	59	60
Outdoor unit	Dimensions (WxDxH)	Mm	675x285x553	745x300x555	889x340x660	889x340x660	940x370x820	940x370x820	990x370x960
	Unit´s Weight	Kg	24.5	30.5	41.5	46	65	81	94
R32 Refrigerant Gas Load (up to 5m)		g	570	850	1500	1500	2100	2800	3500
Additional Gas Load de refrigerante		g/m	16	16	20	20	20	35	35
Refrigerant Connections	Liquid/ Gas Line	pol.	1/4"-3/8"	1/4"-1/2"	3/8"-5/8"	3/8"-5/8"	3/8"-5/8"	3/8"-5/8"	3/8"-5/8"
	Line Max Length	m	30	30	50	50	75	75	75
	Line Max Height Dif.	m	15	20	25	25	30	30	30
Draining Pipe Diameter		mm	ø25	ø25	ø25	ø25	ø25	ø25	ø25
O.U. Code			NI0161112	NI0161118	NI0161124	NI0161130	NI0161336	NI0161348	NI0161360
I.U. Code			NI0176212	NI0176218	NI0176224	NI0176230	NI0176236	NI0176248	NI0176260
Code Set			NI0188612	NI0188618	NI0188624	NI0188630	NI0188636	NI0188648	NI0188660

R32 INVERTER ErP ready Turbo

To better understand this symbols refer to page 9.

Mono-Split Air Conditioning Duct Type

CONDUCT

The Duct type Unit can be installed in small or large commercial facilities as welles as residential ones. It only needs 1W of energy to work on standby mode, which turns it into one of the most efficient equipment available in the market. Wired controller included.



MONO-SPLIT CONDUCT			XD12GB	XD18GB	XD24GB	XD30GB	XD36GB3	XD48GB3	XD60GB3
Cooling	Cooling Capacity	kW	3.5	5.3	7.1	8.5	10.5	13.4	16.0
	Power Input	W	1030	1510	1920	2500	3000	4500	5400
	Current Input Max.	A	6.0	9.5	14.0	15.0	21.0	11.0	12.0
	SEER	W/W	6.5	6.3	6.6	6.4	6.4	6.1	6.1
	Energy Class		A++	A++	A++	A++	A++	A+	A++
Heating	Heating Capacity	kW	4.0	5.6	8.0	8.8	11.5	15.5	17.0
	Power Input	W	1000	1420	2000	2250	2800	4500	4700
	Current Input Max.	A	6.0	9.5	14.0	15.0	21.0	11.0	12.0
	SCOP	W/W	4.0	4.0	4.1	4.1	4.2	4.0	4.0
	Energy Class		A+	A+	A+	A+	A+	A+	A+
Cooling Range Temperatrure		°C	-20~52	-20~52	-20~52	-20~52	-20~52	-20~52	-20~ 52
Heating Range Temperature		°C	-20~24	-20~24	-20~24	-20~24	-20~24	-20~24	-20~24
Power Supply Cable OU		mm²	4x1.5	4x1.5	4x1.5	4x1.5	4x1.5	4x1.5	4x1.5
Power Supply OU			220-240V~50Hz,1Ph				380-400V~50Hz,3Ph		
Electrical Connections OU/ IU		mm²	3x2.5	3x2.5	3x2.5	3x4	5x2.5	5x2.5	5x2.5
Number of Fans (OU)			1	1	1	1	1	1	2
Compressor type			INVERTERROTARY						
Static pressure (min ~max)		Pa	25(0~80)	25(0~80)	25(0~160)	37(0~160)	37(0~160)	50(0~200)	50(0~200)
Indoor Unit Air Flow (max/ med/ min)		m³/h	600/550/500/400	900/800/700/600	1100/1000/900/800	1400/1300/1100/1000	1700/1600/1400/1200	2300/2100/1800/1500	2600/2300/2000/1700
Outdoor Unit Air Flow (max)		m³/h	1800	2200	3600	3600	4800	5200	5500
Noise Level IU		dB(A)	33/32/30	35/33/31	35/33/31	41/39/37	38/37/36	42/40/38	44/42/40
Indoor unit	Dimensions (WxDxH)	mm	700x450x200	1000x450x200	900x655x260	900x655x260	1340x655x260	1400x700x300	1400x700x300
	Unit´s Weight	Kg	18	24	29.5	29.5	43	52	55
Noise Level (OU)		dB(A)	48	52	55	57	57	59	60
Outdoor Unit	Dimensions (WxDxH)	Mm	675x285x553	745x300x555	889x340x660	889x340x660	940x370x820	940x370x820	990x370x960
	Unit´s Weight	Kg	24.5	30.5	41.5	46	65	81	94
R32 Refrigerant Gas Load (up to 5m)		g	570	850	1500	1500	2100	2800	3500
Additional Gas Load de refrigerante		g/m	16	16	20	20	20	35	35
Connections Refrigerant	Liquid/ Gas Line	pol.	1/4"-3/8"	1/4"-1/2"	3/8"-5/8"	3/8"-5/8"	3/8"-5/8"	3/8"-5/8"	3/8"-5/8"
	Line Max Length	m	30	30	50	50	75	75	75
	Line Max Height Dif.	m	15	20	25	25	30	30	30
Draining Pipe Diameter		mm	ø25	ø25	ø25	ø25	ø25	ø25	ø25
O.U. Code			NI0161112	NI0161118	NI0161124	NI0161130	NI0161336	NI0161348	NI0161360
I.U. Code			NI0181212	NI0181218	NI0181224	NI0181230	NI0181236	NI0181248	NI0181260
Code Set			NI0188812	NI0188818	NI0188824	NI0188830	NI0188836	NI0188848	NI0188860

To better understand this symbols refer to page 9.

Mono-Split Air Conditioning Magnum Floor Standing

A++

MAGNUM FLOOR STANDING

The MAGNUM Floor Standing Unit is ideal for large open spaces with tall ceilings or glass walls. It was design in order to accommodate the heating and cooling needs while keeping comfort and efficiency to the fullest, despite the hard room acclimation conditions. Has a SEER coefficient of 6,1 and an broad temperature working range. With a built-in LED panel and a minimalistic design that blends with any room kind.

An easy to access filter guarantees an effective cleaning and straightforward maintenance.

Includes Wi-Fi for ease of use



MAGNUM FLOOR STANDING MONO-SPLIT			XM24 GA*	XM42 GB*	XM42 GB3*
Cooling	Cooling Capacity	kW	7.2	12.3	12.5
	Power Input	W	2050	4170	3790
	Current Input Max.	A	10	18	5.6
	SEER	W/W	6.1	5.7	6.1
	Energy Class		A++	A+	A+
Heating	Cooling Capacity	kW	7.9	12.6	14.5
	Power Input	W	2330	3820	3860
	Current Input Max.	A	11	16	5.7
	SCOP	W/W	4.0	3.7	4
	Energy Class		A	A	A
Cooling Range Temperature		°C	-15~43	-15~50	-15~50
Heating Range Temperature		°C	-15~24	-15~30	-15~30
Power Supply Cable OU		mm^2	3x2.5	3x4.0	5x2.5
Power Supply (OU)			220-240V~50Hz,1Ph		380-400V~50Hz,3Ph
Electrical Connections OU/IU		mm^2	4x1.5mm^2	4x1.5mm^2	4x1.5mm^2
Number of Fans (OU)			1	1	1
Compressor TYpe			INVERTER ROTARY		
Indoor Unit Air Flow (max/ med/ min)		m^3/h	750-1250	1580-2000	1800-2400
OUtdoor Unit Air Flow (max)		m^3/h	3200	4000	5200
Noise Level (IU)		dB(A)	35-45	48-53	51-56
Indoor Unit	Dimensions (WxDxH)	mm	507x320x1770	587x394x1882	587x394x1882
	Unit´s Weight	Kg	38	53	57
Noise Level (OU)		dB(A)	61	63	63
Outdoor Unit	Dimensions (WxDxH)	Mm	965x396x700	1000x427x746	1028x427x820
	Unit´s Weight	Kg	53.5	55	86
R32 Refrigerant Charge (up to 5 meters)		g	160	200	280
R32 Refrigerant Gas Load		g/m	40	40	40
Refrigerant Connections	Liquid/ Gas Line	pol.	1/4"-5/8"	1/4"-5/8"	3/8"-5/8"
	Line Max Length	m	25	30	30
	Line Max Height Dif.	m	10	20	20
Code Set			NI0188224	NI0188262	NI0188263



*Check availability and delivery time.

To better understand this symbols refer to page 9.

SYNCRO COMBOS

MAXIMUM COMBINATIONS OF 4 INDOOR UNITS

JUNCTIONS FOR COMBINATIONS OF THE SAME COMMERCIAL LINE UNITS (OF THE SAME POTENCY)

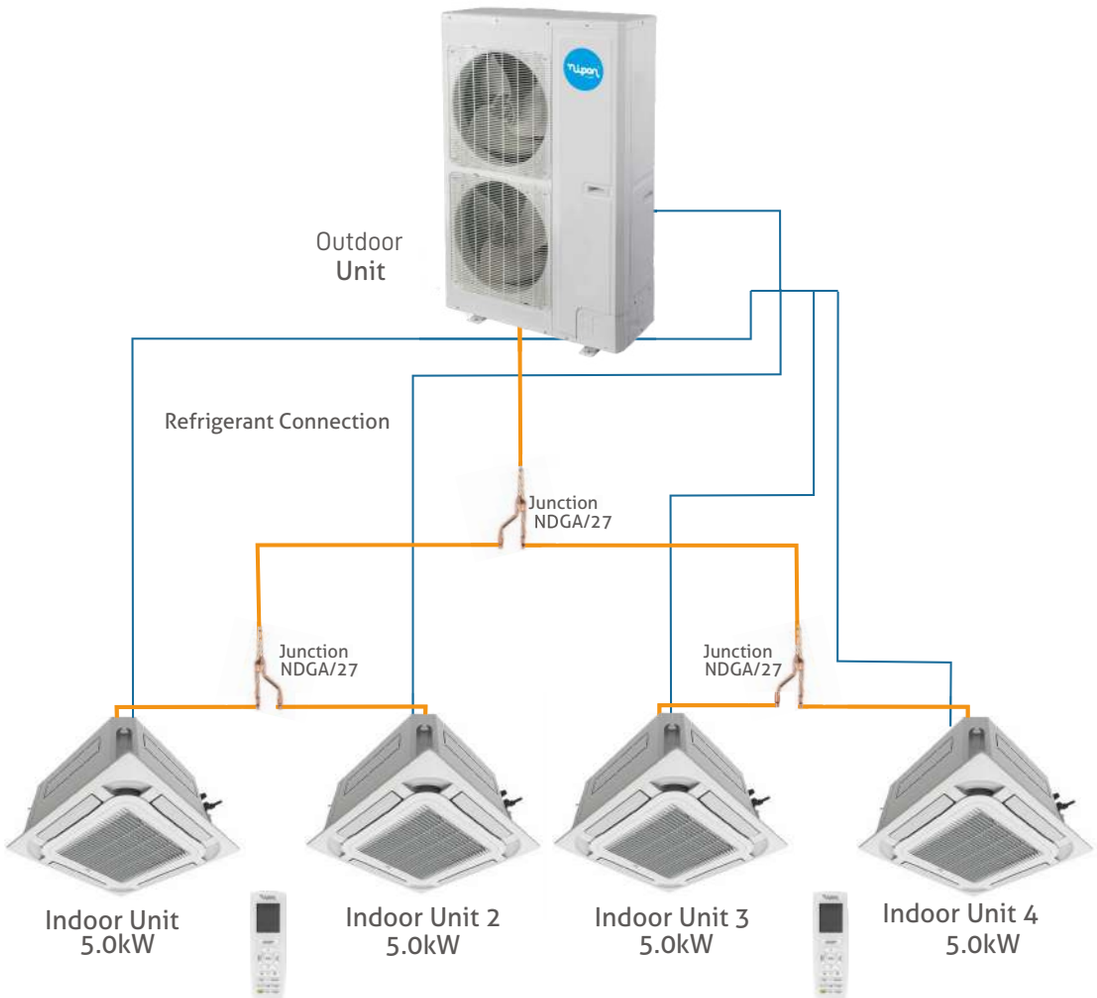

JUNCTION SELECTION TABLE

	Outdoor Unit Power(kW)	Indoor Unit Power (kW)	Junction	Quantity
2 Indoor Unit	7.0	3.5	NDGA/25	1
	10.0	5.0	NDGA/25	1
	12.5	7.0	NDGA/26	1
	14.0	7.0	NDGA/26	1
	16.0	8.5	NDGA/26	1
3 Indoor Unit	10.0	3.5	NDGA/25 NDGA/26	1 1
	12.5	5.0	NDGA/26	2
	14.0	5.0	NDGA/26	2
	16.0	7.1	NDGA/27	2
4 Indoor Unit	12.5	3.5	NDGA/25 NDGA/26	2 1
	14.0	3.5	NDGA/25 NDGA/26	2 1
	16.0	5.0	NDGA/27	3

NOTE: Leads are not compatible with Magnum Floor Standing Mono-Split model.

Controllers

REMOTE CONTROLLERS

Compatible with
WALL- MOUNTED
CONSOLE
CASSETE



Residential Line
Multi-Split
- 1 Way-Cassete
- Floor-Ceiling Consola

NRGA/F1



Residential Line
- Wall-Mounted Unit VITA
- 8 Way-Cassette

Commercial Line
- 8 Way-Cassette
- Floor-Ceiling Consola
- Magnum Closet

NRGA/F7

Wall bracket for remote control:



NRGA/F1
NI0195922



NRGA/F7
NRGA/F8
NI0195912



NRGA/1F
NI0195902



Console Unit
TOPSMART

NRGA/F8



Wall-Mounted Unit
PRIMIS DUO

NRGA/1F

Models	NRGA/F1	NRGA/F7	NRGA/F8	NRGA/1F W	NRGA/1F B
Código	NI0195100	NI0195002	NI0195106	NI0195004	NI0195006
Suporte parede p/ comandos	NI0195922	NI0195912	NI0195912	NI0195902	NI0195902

WIRED CONTROLLERS



DUCT CONTROL
MULTISPLIT MD GA
Specifications:
- LCD
- 8 buttons
- ºF / ºC
- Swing Function
- I-Demand Function
- Sleep Function
- Controller with Flat Backside for easy installment - LCD

NPGA/19



WI-FI REMOTE CONTROL FOR COMMERCIAL LINE
Specifications:
- LCD
- 8 buttons
- ºF / ºC
- Swing Funcction
- I-Demand Function
- Sleep function
- Built-in Wi-Fi

NPGA/24

MULTI CONTROL
WITH DHW
FOR S200L GA TANK
Features:
- Flush-mounted control unit (requiresa 68x68x35mm square flushmounted box, not included)



NPGA/45



WI-FI REMOTE CONTROL FOR MULTI-SPLIT
- Condute MDH GB
- 8 Way-Cassette
- Console
- 1 Way-Cassette
- Wall-mounted control unit (requires a 75x75x43mm square flush-mounted box, not included)

NPGA/44



PROGRAMMABLE CONTROLLER
Specifications:
- LCD
- 9 Touch Buttons
- Timer Clock
- Daily Shedule
- Weekly Schedule
- Biweekly Schedule

NPGA/76

Models	NPGA/19	NPGA/24	NPGA/44	NPGA/45	NPGA/76
Código	NI0195110	NI0195122	NI0195112	NI0195116	NI0195152

ACESSORIES

DOOR CONTROL MODULES



DOOR CONTROL MODULE FOR COMMERCIAL LINE

Applicable for hotels and other applications that need air conditioning that is controlled via Card-Reader.

(Only commercial line compatible.)

NCPG/03

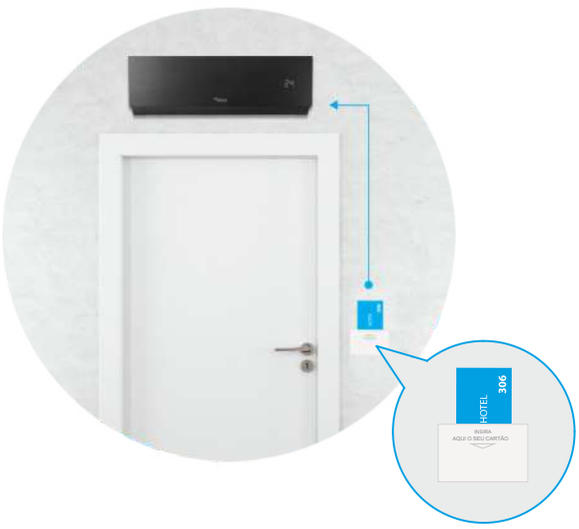



DOOR CONTROL FOR WALL-MOUNTED UNITS

Applicable for hotels and other venues that require air conditioning to be controlled by card.

(Compatible with wall-mounted units only of the residential line)

NCPG/10

Models	NCPG/10	NCPG/03
Código	NI0195300	NI0195310

SYNCRO COMBINATION ACCESSORIES



NDGA/25

From 2 up 4 indoor units



NDGA/26



NDGA/27

Only to 3 indoor units

The configuration varies according to the combined power.

REFER TO PAGE 32 TABLE.

Models	NDGA/25	NDGA/26	NDGA/27
Código	NI0195425	NI0195426	NI0195427

TAHK ATTACHEMENT S200L GA



EXTENSION CABLES
DHW DEPOSIT TEMPERATURE PROBES
S200L GA
(2X25M)

Código
NI0195250



HRV

HRV DUAL FLOW

HRV HORIZONTAL DOUBLE FLOW WITH HEAT RECOVERY

A

EVASLIM 75

- 150-1300m³/h
- Airflowheat recovery
- Silent function
- Dual G3 filters as standard
- Integrated WIFI
- Integrated humidity sensor
- Easy ceiling installation
- Automatic bypass function
- LCD touch control
- 3 speeds
- Indoor temperature measurement
- Defrost function
- CO2 concentration control (optional)
- Smart alarm
- Data memory
- Weekly scheduler





Remote Control TouchLCD

(Included in EVASLIM75)

EVASLIM75		EVAS200 HA	EVAS300 HA	EVAS400 HA	EVAS600 HA	EVAS800 HA	EVAS1000 HA	EVAS1300 HA
Air flow (L/ M/ H)	m³/h	150/200/200	250/300/300	350/400/400	500/600/600	700/800/800	900/1000/1000	1000/1300/1300
Static pressure	Pa	60/70/75	75/82/85	80/85/88	89/92/97	92/96/100	80/85/86	75/85/90
Summer efficiency (min./max)	%	60/55/55	62/57/57	62/57/57	63/59/59	57/55/55	60/58/58	58/56/56
Winter efficiency (min./ max)	%	63/59/59	65/61/61	65/60/60	67/61/61	63/57/57	64/62/62	62/59/59
Rated efficiency temp.	%	70	68	69	70	68	70	70
Maximum efficiency temp	%	75	73	74	76	74	76	76
Energy Class		A	A	A	A	A	A	A
Rated electrical power	W	105	117	150	200	355	440	710
Voltage	V				220V			
Electric current	A	0.5	0.56	0.72	0.96	1.7	2.1	3.4
Sound Power (L/M/H)	dB(A)	25/30/31,5	27/34/34,5	31/37/37,5	29/35/39	34/39/41	34/38/42	38/41/43
Weight	kg	23	25	31	36	60	70	79
Dimensions (CxLxAxØ)	mm	666x580x264/144	744x599x270/144	744x804x270/144	824x904x270/194	1116x884x388/242	1116x1134x388/242	1129x1216x388/242
Filter M5	Cod.	NI5006040	NI5006042	NI5006044	NI5006046	NI5006048	NI5006050	NI5006052
Code		**NI5005020**	**NI5005030**	**NI5005040**	**NI5005060**	**NI5005080**	**NI5005100**	**NI5005130**

EVASLIM 75 Acessories

Code	Description
NI5006010	Sensor de C02
NI5006040	Filtro M5 p/EVASLIM75 EVAS200 HA
NI5006042	Filtro M5 p/EVASLIM75 EVAS300 HA
NI5006044	Filtro M5 p/EVASLIM75 EVAS400 HA
NI5006046	Filtro M5 p/EVASLIM 75 EVAS600 HA
NI5006048	Filtro M5 p/EVASLIM75 EVAS800 HA
NI5006050	Filtro M5 p/EVASLIM75 EVAS1000 HA
NI5006052	Filtro M5 p/EVASLIM75 EVAS1300 HA



CO2 sensor (optional)

cod:NI5006010

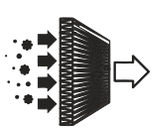

M5 filter for greaster particle filtration (optional)

See code in the table below

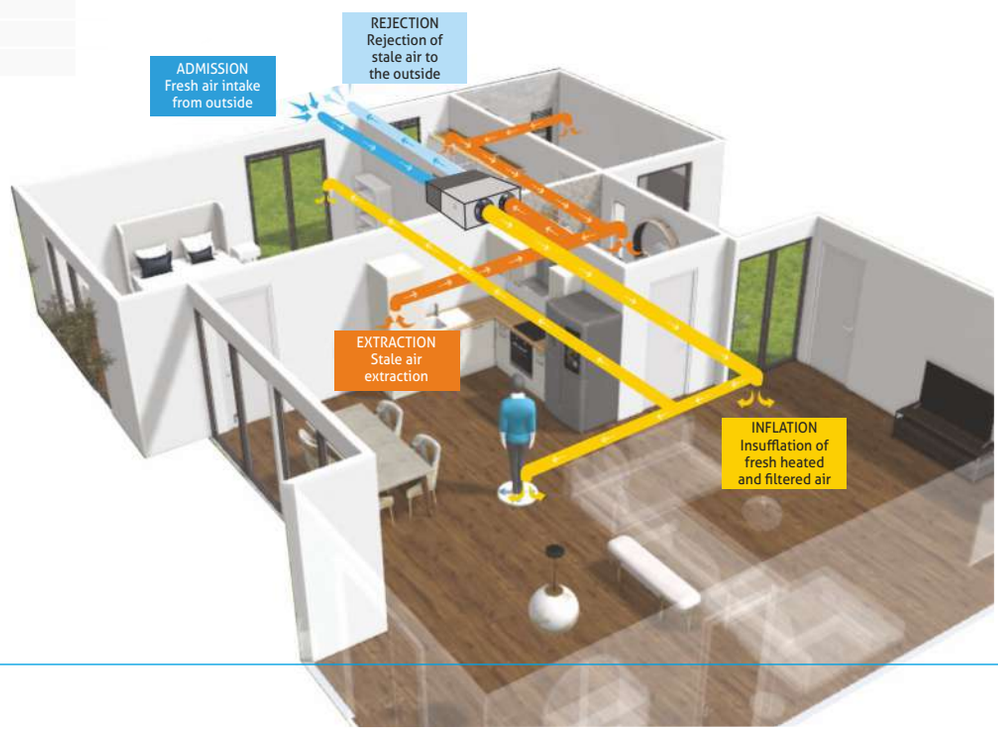

HRV VERTICAL DOUBLE FLOW WITH HEAT RECOVERY

EVABOX 95

- EPP Structure
- EC constant airflow fan
- 3D Heat Exchanger
- High efficiency material
  - Maximum thermal performance
  - Great air tightness with good rigidity
  - Oxidation/mildew resistance
- Up to 15 years of use, washable and slime-clean heat exchanger core
- Dual G4 filters as standard
- Humidity Sensor
- Built-in Wi-Fi



REMOTE CONTROL
Touch LCD NPHA/20A
(optional for EVABOX 95)
cod. NI5002002



EVABOX95		EVAB250 HA	EVAB350 HA	EVAB500 HA
Voltage/ Frequency	V/Hz		230V/50Hz	
Air flow	m^3/h	250	350	500
Static pressure	Pa	130	150	160
Nominal efficiency	%	85	85	85
Maximum efficiency	%	95	95	95
Rated power	W	137	272	412
Max Electric Current	A	1,0	1,9	2,9
Sound Power	dB(A)	35	37	39
Energy Class		A	A	A
Weight	kg	40	40	50
Dimensions (LxPxA/Ø)	mm	595x480x975/144	595x480x975/144	655x625x1085/196
Filter F7	cod.	NI5002040	NI5002040	NI5002045
Code		**NI5001025**	**NI5001035**	**NI5001050**

Note: This noise level is measured under the condition of 70% of the maximum air volume and static of 50Pa.

SUMMER
Recovery Efficiency up to
90%

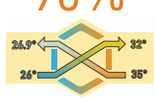

WINTER
Recovery Efficiency up to
95%



Acessories EVABOX95

Code	Description
NI5002002	Touch controller NPHA/ 20A
NI5002010	CO2 sensor
NI5002040	Filter F7 for EVABOX95 EVAB250 HA and EVAB350 HA
NI5002045	Filter F7 for EVABOX 95 and EVAB500 HA

EXAMPLE SCHEME OF EVABOX 95 OPERATION



INSTALLATION ON THE LEFT SIDE
Detail of an installation on the left side

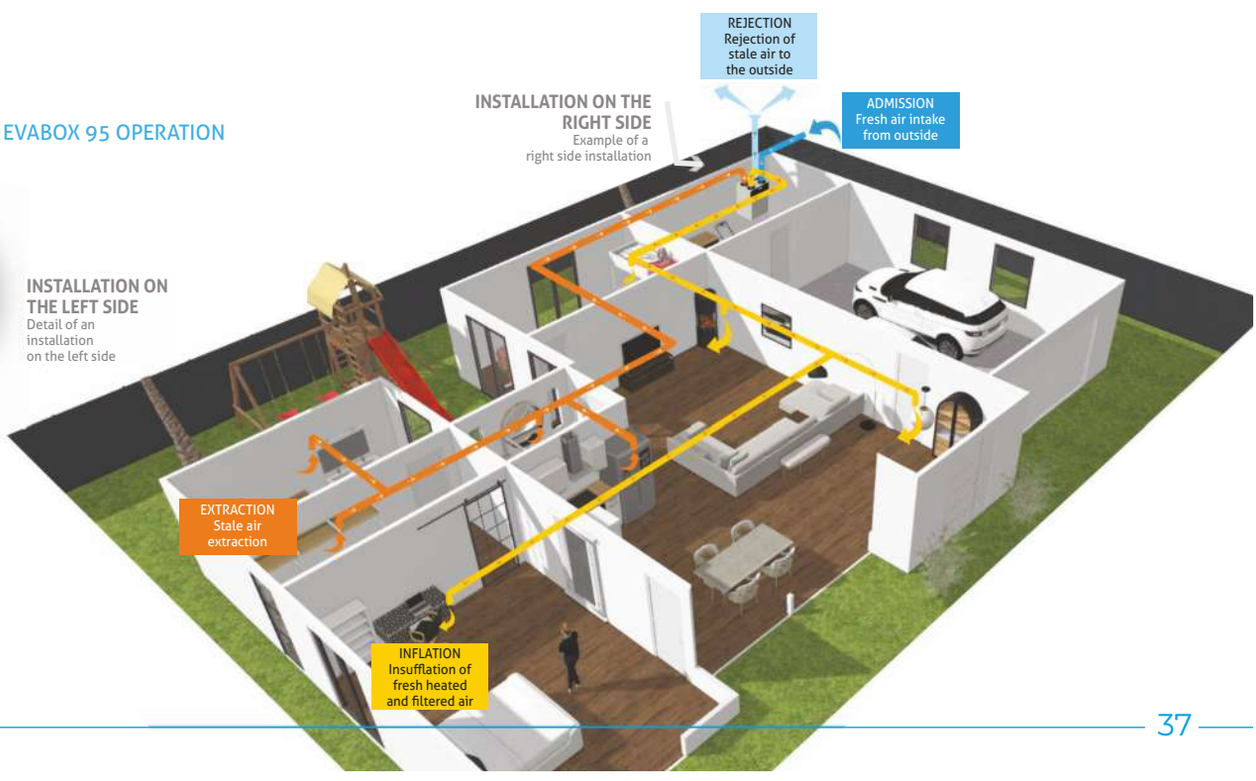

nipon®
techforcomfort

NEW

AIR-TO-WATER HEAT PUMP

SPIRIT MG

SPIRIT Inverter Technology





5 YEARS WARRANTY

A+++

R32

Available in the following capacities

18kW a 30kW

* Energy efficiency class up to A+++ when heating to 35ºC.



HEAT PUMPS

DHW | MONOBLOCO | SPLIT

FUNCTIONS
HEAT PUMPS

Protection of the water tank

Electrical resistance protection

Insulated water tank

Automatic temperature control

Equipotential bonding

Automatic fault detection

Overpressure protection

Overpressure protection

Built-in Wi-Fi

Fast Defrost
Fast and efficient defrosting, using cycle reversal with a 4-way valve.

R32
Refrigerant gas used by the equipment.

R290
Refrigerant gas used by the equipment.

ERP
It complies with the requirements of the European directive.

Inverter
Technology that reduces energy consumption and improves energy efficiency in both heating and cooling.

European Compliance

Operates down to -10°C

Golden Fin
Anti-corrosion treatment for batteries, ideal for installation in marine environments or those with high levels of corrosion.

30% Improves heat transfer efficiency

Rapid Thermal Response

Durability and Corrosion Resistance

PV Ready Function
The possibility of integrating a photovoltaic power source

Smart Controller
Intelligent microprocessor control, requiring no special supervision or maintenance, automatically carries out heating, temperature maintenance and defrosting, saving time and giving you peace of mind.

Compressor especial para bomba de calor
Compressor especial para bomba de calor, que pode suportar alta temperatura e alta pressão. Mais eficiente e fiável do que os compressores convencionais de ar condicionado.

Temperature probe holder
It reduces drilling and welding on the inner tank, eliminating the risk of leaks. As a result, the water tank is more reliable and the temperature reading is more accurate.

Dual temperature probe
Upper and lower temperature sensors are used for ON-OFF control, ensuring more precise regulation of the water temperature. Comfort when using domestic hot water is guaranteed.

High Efficiency

Twisted Titanium Heat Exchanger

Brushless DC fan

Extremely Quiet
The unit is designed to operate at the lowest possible sound pressure, thanks to a very low fan speed.

Timer
Sets the operation for a period of 24 hours.

LINE-UP
EQUIPMENT/POWERS

HEAT PUMP

AIR/WATER

Models	Power	WiFi Optional	R32	R290	Golden Fin	DC Fan Brusheless	Serial command	With Models Three-phase	Pág.
Bomba de Calor I-NEX 	6.2 - 15,5 kW	•		•	•	•	•	•	43
Spirit M 	6 - 15,7 kW	•	•		•	•	•	•	44
Spirit MG 	18 - 30 kW	•	•		•	•	•	•	45
SPIRIT S 	6 - 15.5 kW	•	•		•	•	•	•	46
SPIRIT SA 	6 - 15.5 kW	•	•		•	•	•	•	47
H-POWER 	29.6 - 53.2 kW		•			•		•	48

AQS

Models	Capacity	Stock Items	Built-in Wi-Fi	R32	R290	Anode Electronic	Anode Magnesium	Role PV Ready	Anti-legionella	Pág.
INNOVUS 	200, 300l	Steel Vitrified	•		•	•		•	•	49
FLEXUS 	80, 120, 200 e 300l	Inox Duplex 2205	•		•		•	•	•	50
AQUANOVUS 	200, 300l	Steel Vitrified	•	•		•				51

POLL

Models	Power	Built-in Wi-Fi	R32	R290	Extremely Quiet	Heat exchanger made of twisted titanium	DC Fan Brushless	Pág.
Serenus 	6.8 - 27.8kW	•	•		•	•	•	53

HEAT PUMPS
AIR-WATER

ENERGY SAVING AND ENVIRONMENT PROTECTION

The air-to-water heat pump system, which uses the energy present in the air to provide heating, cooling and domestic hot water in the home.

This technology makes it possible to reduce energy consumption at home and reduce CO2 emissions, offering an ecological and sustainable alternative to traditional heating and DHW systems.

Thermal energy is present in the air around us. Even at sub-zero temperatures, thermal energy can be extracted from the outdoor air available in nature.

This system is increasingly sought after by people looking for a high level of comfort, energy saving and environmentally friendly

ADVANTAGES OF A NIPON TECHFORCOMFORT ® HEAT PUMP

- Efficiency
- Significant reduction in energy bills
- Autonomy and power supply are very simple
- There are no polluting or harmful emissions to health
- Doesn't need cleaning



Ecological and Ideal for new constructions

They are a system classified as Renewable Energy, which improves the energy classification of the house, and meets the requirements for new constructions

Big energy savings

There is a significant saving in energy consumption, reaching up to 75% free energy.

WI-FI connection

SPIRIT heat pumps have a wi fi connection for easy management via application on a smartphone or tablet.

I-NEX Monoblock Air-to-Water Heat Pump

A+++ | 5 YEARS WARRANTY | R290

I-NEX R290
INVERTER HEAT PUMP TECHNOLOGY

I-NEX offers efficient heating, cooling and DHW solutions.
It is quiet, with a low noise level of up to 40 dB(A) at a distance of 1 m.
- Uses R290
- State-of-the-art components
- Water outlet temperature up to 80°C for heating and up to 70°C for DHW without a booster



GOLDENFIN
Anti-Corrosion Treatment of the OU interchanger grants it with a golden look (Golden Fin), making the unit a great product for seaside environment with high level of corrosion.



Controller



EUROVENT CERTIFIED PERFORMANCE
SG Ready

MONOBLOCO I-NEX		M06 Gv5	M08 Gv5	M10 Gv5	M12 Gv5	M14 Gv5	M16 Gv5	M12T Gv5	M14T Gv5	M16T Gv5
Heating Power. (7°C out/35°C water)	kW	6.2	8.4	10.0	12.0	14.0	15.5	12.0	14.0	15.5
Heating Power. (35°C out/45°C water)	kW	6.2	8.3	10	12	14	15.5	12	14	15.5
COP (7°C out./ 45°C water)		3.9	3.9	3.7	3.8	3.7	3.75	3.8	3.7	3.75
SCOP (7°C out./ 35°C water)		5.1	5.05	4.85	4.68	4.65	4.68	4.68	4.68	4.63
SCOP (7°C out./ 55°C water)		3.8	3.8	3.8	3.5	3.48	3.43	3.5	3.5	3.35
EER (35°C out/7°C water)		3.2	3.2	3.05	3.15	2.95	2.85	3.15	2.95	2.85
SEER (35°C out/7°C water)		5.34	5.07	5.07	4.9	4.9	4.33	4.9	4.9	4.33
Maximum supply temperature	°C	80	80	80	80	80	80	80	80	80
Energy Class (35°/55°/DHW)**						A+++/A++/A				
Power Supply	V/f/Hz	230/1/50	230/1/50	230/1/50	230/1/50	230/1/50	230/1/50	400/3/50	400/3/50	400/3/50
Maximum heating current	A	10.4	18.7	18.7	17.2	20.1	21.7	9.9	11.6	12.6
Maximum cooling current	A	12.2	13	15.7	20.7	25.7	25.6	11.9	14.8	14.8
Electric Current (Heating)	A	6.8	7.3	9.15	10.5	13	14.34	6.00	7.5	8.28
Eletric Current (Cooling)	A	8.3	7.0	9.0	11.3	14.2	15.3	6.5	8.2	8.8
Recommended circuit breaker	A	16	25	25	32	32	32	16	16	16
Power cable	mm^2	2x2,5 + T	2x4 + T	2x4 + T	2x6 + T	2x6 + T	2x6 + T	4x2,5 + T	4x2,5 + T	4x2,5 + T
Operating Temperature Range – Heating	°C	-25~+35	-25~+35	-25~+35	-25~+35	-25~+35	-25~+35	-25~+35	-25~+35	-25~+35
Operating Temperature Range – Cooling	°C	-15~+48	-15~+48	-15~+48	-15~+48	-15~+48	-15~+48	-15~+48	-15~+48	-15~+48
Operating Temperature Range – DHW	°C	-25~+45	-25~+45	-25~+45	-25~+45	-25~+45	-25~+45	-25~+45	-25~+45	-25~+45
DHW temperature	°C	+40~+70*	+40~+70*	+40~+70*	+40~+70*	+40~+70*	+40~+70*	+40~+70*	+40~+70*	+40~+70*
Hydraulic Connections	pol.(DN)	1"(25)	1"(25)	1"(25)	1"(25)	1"(25)	1" ¼(32)	1"(25)	1"(25)	1" ¼(32)
Sound Pressure – Cold	dB(A)	47	52	53	55	56	53	55	56	53
Sound Pressure – Heat	dB(A)	47	51	52	55	56	53	55	56	53
Refrigerante		R290	R290	R290	R290	R290	R290	R290	R290	R290
R290 Refrigerant Charge	Kg	0.8	1.00	1.00	1.2	1.2	1.5	1.2	1.2	1.5
Equipament dimensions (WxHxD)	mm	1210x880x450	1210x880x451	1210x880x452	1210x880x454	940x1615x460	1210x880x456	1210x880x456	1210x880x457	940x1615x460
Packaging Dimensions (WxHxD)	mm	1323x900x528	1323x900x529	1323x900x531	1323x900x532	1050x1760x580	1323x900x534	1323x900x534	1323x900x535	1050x1760x580
Net/ Gross Weight	Kg	110/128	124/141	124/141	138/155	138/155	175/193	146/163	146/163	179/197
Code		NI0512106	NI0512108	NI0512110	NI0512112	NI0512114	NI0512116	NI0512312	NI0512314	NI0512316

* using only electrical resistance
** in accordance with EN 14825/EN 16147

SPIRIT Monoblock Air-to-Water Heat Pump

SPIRIT Inverter Technology

The Spirit M is a highly efficient Monobloc unit for production of heated or cooled water for room acclimatization with radiant floor, radiators, Fan coils and even DHW, when allied with a DHW tank. It is available in the power ranges between 6 and 16kW.

- Built-in Wi-Fi Control.
- Water Output Temperature of 65°C (without backup heater)
- Latest Generation Components



GOLDENFIN

Anti-Corrosion Treatment of the OU interchanger grants it with a golden look (Golden Fin), making the unit a great product for seaside environment with high level of corrosion.





INTEGRATED CONTROL

SPIRIT M MONOBLOCO		M06Gv4	M08Gv4	M10Gv4	M12Gv4	M14Gv4	M16Gv4	M12T Gv4	M14T Gv4	M16T Gv4
Heating Power (7°C out/ 35°C water)	kW	6	8	10.2	12	14.2	15.7	12	14.2	15.7
Heating Power(7°C out/ 55°C water)	kW	6.80	8	10.2	13	14.2	16.2	13	14.2	16.2
Cooling Power (35°C out/ 7°C water)	kW	6.50	8	10.2	12	13.7	15.5	12	13.9	15.4
Cooling Power (35°C out/ 18°C water)	kW	5.70	7.20	9	11.1	13.3	13.8	11.1	13.3	13.8
EER (35°C out/ 7°C water)		3.25	3.20	3.40	3.10	2.80	2.71	3.10	2.80	2.71
EER (35°C out/ 18°C water)		5.1	4.85	5.10	4.90	4.57	4.31	4.60	4.19	3.80
COP (7°C out/ 35°C water)		5.40	4.90	5.05	4.94	4.75	4.55	4.82	4.60	4.40
COP (7°C out/ 45°C water)		4.10	3.80	4.08	3.77	3.70	3.61	3.7	3.70	3.61
Energy Class(35°/55°/DHW)		A+++/A++/A								
Power Supply	V/f/Hz	220~240/1/150	220~240/1/150	220~240/1/150	220~240/1/150	220~240/1/150	220~240/1/150	380~415/3/50	380~415/3/50	380~415/3/50
Electric Current Cooling	A	8.0	10.6	17.5	17	21	23	5	8	8.5
Electric Current Heating	A	11	17	25	29	30	30	11.5	12	12.5
Recommended circuit breaker	A	16	25	32	32	32	32	16	16	16
Working Temperature Range Cooling	°C	+15~+48	+15~+48	+15~+48	+15~+48	+15~+48	+15~+48	+15~+48	+15~+48	+15~+48
Working Temperature Range Heating	°C	-25~+35	-25~+35	-25~+35	-25~+35	-25~+35	-25~+35	-25~+35	-25~+35	-25~+35
Working Temperature Range DHW	°C	-25~+45	-25~+45	-25~+45	-25~+45	-25~+45	-25~+45	-25~+45	-25~+45	-25~+45
DHW Temperature	°C	+40~+80*	+40~+80*	+40~+80*	+40~+80*	+40~+80*	+40~+80*	+40~+80*	+40~+80*	+40~+80*
Hydraulic Connectios	pol.(DN)	1"(25)	1"(25)	1"(25)	1"(25)	1"(25)	1"(25)	1"(25)	1"(25)	1"(25)
Sound Pressure Cool	dB(A)	52	55	54	54	55	56	54	55	56
Sound Pressure Heat	dB(A)	53	56	56	56	58	59	56	58	59
Refrigerant		R32	R32	R32	R32	R32	R32	R32	R32	R32
Refrigerant Gas Load	Kg	0.95	1.23	1.60	2.20	2.20	2.20	2.20	2.20	2.20
Equipment Dimensions (WxDxH)	mm	1150x756x365		1206x878x445				1206x878x445		
Package Dimensions (WxDxH)	mm	1258x900x503		1338x1020x553				1338x1020x553		
Net Weight/ Gross Weight	Kg	90/106	95/112	114/133	132/150	132/150	132/150	138/156	138/156	138/156
Code		NI0511106	NI0511108	NI0511110	NI0511112	NI0511114	NI0511116	NI0511312	NI0511314	NI0511316

* with electrical resistence only

SPIRIT MG Monoblock Air-to-Water Heat Pump

SPIRIT Inverter Technology

The Spirit MG is a high-efficiency monoblock unitavailable in power ratings from 18 to 30 kW, offering anadvanced air-to-water air-conditioning solution that incorporates DC inverter technology to optimise energy consumption.

- Built-in Wi-Fi control
- Water output up to 65°C without electrical assistance.
- State-of-the-art components
- Electronic expansion valve

Key Functions:

- Heating
- Cooling
- Heating + DHW
- Cooling + DHW

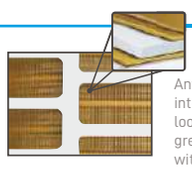

GOLDENFIN

Anti-Corrosion Treatment of the OU interchanger grants it with a golden look (Golden Fin), making the unit a great product for seaside environment with high level of corrosion.





INTEGRATED CONTROL

SPIRIT M MONOBLOC			MG18GV4	MG22GV4	MG26GV4	MG30GV4
Heating Power (7°C out/ 35°C water)		kW	18.0	22.0	26.0	30.0
Heating Power (7°C out/ 45°C water)		kW	18.0	22.0	26.0	30.0
Heating Power (7°C out/ 55°C water)		kW	17.5	21.0	26.0	30.0
Cooling Power (35°C out/ 7°C water)		kW	18.5	23.0	27.0	31.0
Cooling Power (35°C out/ 18°C water)			3.10	3.00	2.80	2.60
EER (35°C out/7°C water)			4.80	4.70	4.40	4.10
EER (35°C out/18°C water)			4.80	4.50	4.35	4.35
COP (7°C out/35°C water)			3.60	3.50	3.40	3.40
Energy Class (35°/55°/DHW)**			A+++/A++/A			
Power Supply		V/f/Hz	400V/3/50Hz			
Eletric Current (Coolling)		A	5,43	7,09	8,67	10,0
Eletric Current (Heating)		A	5,58	7,09	8,9	11
Recommended circuit breaker		A	25	25	32	32
Power cable		mm²	5x4	5x4	5x6	5x6
Operating Temperature Range	Cooling	°C	+15~+48	+15~+48	+15~+48	+15~+48
	Heating	°C	-25~+35	-25~+35	-25~+35	-25~+35
	DHW	°C	-25~+45	-25~+45	-25~+45	-25~+45
DHW temperature		°C	+40~+80*	+40~+80*	+40~+80*	+40~+80*
Sound Pressure	Cold	dB(A)	57	58	57	58
	Heat	dB(A)	56	57	57	58
Refrigerante			R32	R32	R32	R32
R290 Refrigerant Charge		Kg	4.00	4.00	5.00	5.00
Electronic expansion valve			✓	✓	✓	✓
Equipment dimensions (WxHxD)		mm	940x1615x460		1250x1804x460	
Packaging Dimensions (WxHxD)		mm	1050x1625x580		1320x1819x610	
Net/Gross Weight		Kg	205/221		261/290	
Code			NI0514018	NI0514022	NI0514026	NI0514030

* using only electrical resistance
** in accordance with EN 14825/EN 16147

Air/ Water SPLIT HEAT-PUMP SPIRIT S

SPIRIT Inverter Technology

The Spirit S has a power range between 6 and 16kW and is highly efficient for production of heated or cooled water for room climatization with radiant floor, radiators, fan coils and even DHW, when allied with a DHW tank.

- Built-in Wi-Fi Control
- Water Output Temperature of 60°C (without backup heater)
- Latest Generation Components

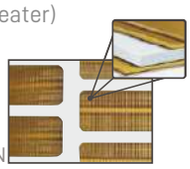

GOLDENFIN

Anti-Corrosion Treatment of the OU interchanger grants it with a golden look (Golden Fin), making the unit a great product for seaside environment with high level of corrosion.





COMANDO DE SÉRIE



* 3 years full warranty + 2 years on parts

SPLIT SPIRIT S			S06 Gv4	S08 Gv4	S10 Gv4	S12 Gv4	S14 Gv4	S16 Gv4	S12T Gv4	S14T Gv4	S16T Gv4
Heating Power (7°C out/ 35°C water)		kW	6.2	8.3	10.2	12.2	14.5	16.0	12.2	14.5	16.0
Heating Power (7°C out/ 45°C water)		kW	6.0	8.2	10.0	12.3	14.0	16.0	12.3	14.0	16.0
Cooling Power (35°C out/ 7°C water)		kW	6.2	7.3	8.7	11.2	12.0	13.4	11.2	12.0	13.4
Cooling Power (35°C out/ 18°C water)		kW	6.5	8.4	10.2	12.0	13.3	14.6	12.0	13.3	14.6
EER (35°C out/ 7°C water)			3.35	3.4	3.25	2.9	2.75	2.65	2.9	2.75	2.65
EER (35°C out/ 18°C water)			5.4	5.15	4.75	4.0	3.6	3.7	4.0	3.6	3.7
COP (7°C out/ 35°C water)			5.75	5.3	5.0	5.05	4.8	4.55	5.05	4.8	4.55
COP (7°C out/ 45°C water)			4.0	4.0	3.95	3.8	3.68	3.7	3.8	3.68	3.7
Energy Class (35°/55°/AQS)				A+++/A++/A			A+++/A++/A			A+++/A++/A	
Power Supply		V/f/Hz	230/1/50	230/1/50	230/1/50	230/1/50	230/1/50	230/1/50	400/3/50	400/3/50	400/3/50
(1) Electric Current Cooling		A	9	11	14	22	23	25	7.4	8.3	9
(2) Electric Current Heating		A	12	17	19	26	29	30	9.1	10.2	11.2
Protection Circuit Breaker		°C	16	20	25	32	32	32	16	16	16
Temperature Range	Cooling	°C	-15~+48	-15~+48	-15~+48	-15~+48	-15~+48	-15~+48	-15~+48	-15~+48	-15~+48
	Heating	A	-30~+35	-30~+35	-30~+35	-30~+35	-30~+35	-30~+35	-30~+35	-30~+35	-30~+35
DHW Temperature		°C	+40~+80*	+40~+80*	+40~+80*	+40~+80*	+40~+80*	+40~+80*	+40~+80*	+40~+80*	+40~+80*
Connectios Diameter	Gas	pol.	1/4	3/8	3/8	3/8	3/8	3/8	3/8	3/8	3/8
	Liquid	pol.	1/2	5/8	5/8	5/8	5/8	5/8	5/8	5/8	5/8
Pre-Load Length		m	5	5	5	5	5	5	5	5	5
Total Max. Length		m	20	30	30	30	30	30	30	30	30
Max. Height Difference		m	15	15	15	15	15	15	15	15	15
Hydraulic Connections		pol.(DN)	1"(25)	1"(25)	1"(25)	1"(25)	1"(25)	1"(25)	1"(25)	1"(25)	1"(25)
Refrigerant			R32	R32	R32	R32	R32	R32	R32	R32	R32
Indoor unit	Eletric heater	kW	1.5+1.5	3+3	3+3	3+3	3+3	3+3	3+3	3+3	3+3
	Sound Pressure	dB(A)	31	31	31	29	29	29	29	29	29
	Dimensions (WxDxH)	mm	429x880x268	429x935x268	429x935x268	429x935x268	429x935x268	429x935x268	429x935x268	429x935x268	429x935x268
	Package Dimensions (WxDxH)	mm	1138x360x533	1178x315x533	1178x315x533	1178x315x533	1178x315x533	1178x315x533	1178x315x533	1178x315x533	1178x315x533
	Net Weight/Gross Weight	Kg	50/58	51/59	51/59	51/59	51/59	51/59	51/59	51/59	51/59
Outdoor unit	Air Flow	m^3/h	3700	4970	4970	4620	4970	4970	6300	6300	6300
	Sound Pressure	dB(A)	53	54	56	56	58	58	56	58	58
	Refrigerant Gas Load	Kg	1.3	1.75	1.75	1.84	1.84	1.84	1.84	1.84	1.84
	Additional Gas Load	g/m	50	50	50	50	50	50	50	50	50
	Dimensions (WxDxH)	mm	924x746x385	993x960x385	993x960x385	993x960x385	993x960x385	900x1352x345	993x960x385	993x960x385	900x1352x345
	Package Dimensions (WxDxH)	mm	1077x770x480	1140x990x465	1140x990x465	1140x990x465	1140x990x465	1020x1380x440	1140x990x465	1140x990x465	1020x1380x440
	Net Weight/Gross Weight		61/69	79/89	79/89	96/106	96/106	110/122	102/112	102/112	117/129
Code Set			NI0535106	NI0535108	NI0535110	NI0535112	NI0535114	NI0535116	NI0535312	NI053314	NI0535316

Performance related to the following conditions:
* Only with electric resistance support.
(1) Heating: outside air temperature 7°C / water 45°C.
(2) Cooling: outside air temperature 35°C / water 7°C

AIR/ WATER Split Heat-Pump Spirit SA

SPIRIT Inverter Technology

The Spirit SA is a compact unit with a power range between 6 and 10kW, and is higly recommended for installments where the lack of space is an issue.

- Built-in Wi-Fi Control
- Water Output Temperature of 60°C (without backup heater)
- Latest Generation Components
- 200l Tank for DHW

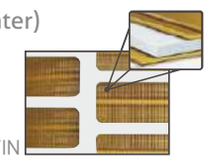

GOLDENFIN

Anti-Corrosion Treatment of the OU interchanger grants it with a golden look (Golden Fin), making the unit a great product for seaside environment with high level of corrosion.





COMANDO DE SÉRIE



SPLIT SPIRIT SA HEAT-PUMP			SA06Gv4	SA08Gv4	SA10Gv4	SA12Gv4	SA14Gv4	SA16Gv4	SA12TGv4	SA14TGv4	SA16TGv4
Heating Power (7°C out/ 35°C water)		kW	6.2	8.3	10.2	12.2	14.5	16.0	12.2	14.5	16.0
Heating Power (7°C out/ 45°C water)		kW	6.0	8.2	10.0	12.3	14.0	16.0	12.3	14.0	16.0
Cooling Power (35°C out/ 7°C water)		kW	6.2	7.3	8.7	11.2	12.0	13.4	11.2	12.0	13.4
Cooling Power (35°C out/ 18°C water)		kW	6.5	8.4	10.2	12.0	13.3	14.6	12.0	13.3	14.6
EER (35°C out/ 7°C water)			3.35	3.4	3.25	2.9	2.75	2.65	2.9	2.75	2.65
EER (35°C out/ 18°C water)			5.4	5.15	4.75	4.0	3.6	3.7	4.0	3.6	3.7
COP (7°C out/ 35°C water)			5.75	5.3	5.0	5.05	4.8	4.55	5.05	4.8	4.55
COP (7°C out/ 45°C water)			4.0	4.0	3.95	3.8	3.68	3.7	3.8	3.68	3.7
Energy Class (35°/55°/DHW)				A+++/A++/A			A+++/A++/A			A+++/A++/A	
Power Supply		V/f/Hz	220~240/1/50	220~240/1/50	220~240/1/50	220~240/1/50	220~240/1/50	220~240/1/50	400/3/50	400/3/50	400/3/50
Cooling Current		A	9	11	14	22	23	25	7.4	8.3	9
Heating Current		A	12	17	19	26	29	30	9.1	10.2	11.2
Protection Circuit Breaker		A	16	20	25	32	32	32	16	16	16
Temperature Range	Cooling	°C	-15~+48	-15~+48	-15~+48	-15~+48	-15~+48	-15~+48	-15~+48	-15~+48	-15~+48
	Heating	°C	-30~+35	-30~+35	-30~+35	-30~+35	-30~+35	-30~+35	-30~+35	-30~+35	-30~+35
DHW Temperature		°C	+40~+80*	+40~+80*	+40~+80*	+40~+80*	+40~+80*	+40~+80*	+40~+80*	+40~+80*	+40~+80*
Connectios Diameter	Liquid	pol.	1/4	3/8	3/8	3/8	3/8	3/8	3/8	3/8	3/8
	Gas	pol.	1/2	5/8	5/8	5/8	5/8	5/8	5/8	5/8	5/8
Pre-Load Length		m	5	5	5	5	5	5	5	5	5
Total Max. Length		m	20	25	30	30	30	30	30	30	30
Max. Height Difference		m	15	15	15	15	15	15	15	15	15
Hydraulic Connectios		inch(DN)	1"(25)	1"(25)	1"(25)	1"(25)	1"(25)	1"(25)	1"(25)	1"(25)	1"(25)
Refrigerant Gas			R32	R32	R32	R32	R32	R32	R32	R32	R32
Indoor unit	Eletric heater	kW	1.5+1.5	3+3	3+3	3+3	3+3	3+3	3+3	3+3	3+3
	Sound Pressure	dB(A)	31	31	31	31	31	31	31	29	29
	Dimensions (WxDxH)	mm	600x1800x650	600x1800x650	600x1800x650	600x1800x650	600x1800x650	600x1800x650	600x1800x650	600x1800x650	600x1800x650
	Tank Volume	L	200	200	200	200	200	200	200	200	200
	Net Weight/Gross Weight	Kg	193/214	193/214	193/214	193/214	193/214	193/214	193/214	193/214	193/214
Outdoor unit	Air Flow	m³/h	3700	4970	4970	4620	4970	4970	6300	6300	6300
	Sound Pressure	dB(A)	53	54	56	56	58	58	56	58	58
	Refrigerant Gas Load	Kg	1.3	1.75	1.75	1.84	1.84	1.84	1.84	1.84	1.84
	Additional Gas Load	g/m	50	50	50	50	50	50	50	50	50
	Dimensions (WxDxH)	mm	993x960x385	993x960x385	993x960x385	993x960x385	993x960x385	900x1352x345	993x960x385	993x1352x385	900x1352x345
	Package Dimensions (WxDxH)	mm	1077x770x480	1140x990x465	1140x990x465	1140x990x465	1140x990x465	1020x1380x440	1140x990x465	1140x990x465	1020x1380x440
	Net Weight/ Gross Weight	Kg	61/69	79/89	79/89	96/106	96/106	110/112	102/122	102/112	117/129
O.U. Code			NI0531106	NI0531108	NI0531110	NI0531112	NI0531114	NI0531116	NI0531312	NI0531314	NI0531316
I.U. Code			NI0533106	NI0533108	NI0533110	NI0533112	NI0533114	NI0533116	NI0533312	NI0533314	NI0533316
Code Set			**NI0536106**	**NI0536108**	**NI0536110**	**NI0536112**	**NI0536114**	**NI0536116**	**NI0536312**	**NI0536314**	**NI0536316**

* with electrical resistance only

HIGH-EFFICIENCES HEAT-PUMP H-POWER

A++ | 5 YEARS WARRANTY | R32

AIR/WATER INVERTER HEAT-PUMP WITH AXIAL FAN

- Single and Double SCROLL INVERTER Compressor
- Fan with DC Brushless Motor
- Circulator DC BRUSHLESS (optional)
- Compact Dimensions (1198 x 1198 mm)
- Possibility of cascade installation
- Highest EER and COP in the market
- Hi-Touch Compatible
- Solar Management Kit
- Built-in Condensing Pressure Control
- Mixing Valve Control



H-POWER ACCESSORIES

Code	Description	Preços/IVA
NI0516702	H-POWER DHW probe (10k ohm)	42€
NI0516722	Anti-ice kit H-POWER	358€
NI0516742	High Efficiency Integrated Circulator p/ 140	1436€
NI0516744	High Efficiency Integrated Circulator p/ 250 to 270	1759€
NI0516746	Integrated Circulator EC H-POWER 140 to 270	4229€
NI0516762	Silencing kit H-POWER 140	237€
NI0516764	Silence Kit H-POWER 250 to 270	345€

Accessories must be ordered when ordering the pump as they need to be factory installed

Sturdy frame made of galvanised sheet steel

up to **30%** energy savings compared with other brands

water up to **65°C** with electrical resistance

H-POWER		0140	0250	0260	0270
ARREFECIMENTO					
(1)Pot. arrefecimento	kW	29.6	36.3	48	53.2
(1)Pot. absorvida	kW	9.54	11.7	15.5	17.7
(1)E.E.R.	W/W	3.10	3.10	3.10	3.01
(2)Pot. arrefecimento	kW	37.3	55.3	65.3	66
(2)Pot. absorvida	kW	8.91	13	15.5	16.6
(2)E.E.R	W/W	4.19	4.25	4.21	3.98
(5)SEER	W/W	4.80	4.72	4.86	4.85
(1)Fluxo de Água	L/s	1.42	1.74	2.30	2.55
(1)Pressão estática disponível	kPa	146	138	155	151
AQUECIMENTO					
(3)Pot. aquecimento	kW	40	50.2	61.4	66.8
(3)Pot. absorvida	kW	9.84	12.2	15	16.3
(3)C.O.P	W/W	4.07	4.11	4.09	4.10
(4)Pot. aquecimento	kW	40.6	49.7	59.5	66.6
(4)Pot. absorvida	kW	12.5	15.4	18.3	20.4
(4)C.O.P	W/W	3.25	3.23	3.25	3.26
(6)SCOP	W/W	4.25	4.16	3.92	3.94
(1)Fluxo de água	L/s	1.94	2.38	2.85	3.19
(4)Pressão estática disponível	kPa	125	109	130	122
Eficiência Energética (35°/55°C)		A++/A++	A++/A+	A++/A+	A++/A+
Tipo de compressor	n°	Scroll DC Inverter			
N° de compressores	n°	1	2	2	2
Refrigerante		R32	R32	R32	R32
Fluxo de ar nominal do ventilador	L/s	4368	5431	6417	5547
(1)Fluxo de água circ. hidráulico	L/s	1.42	1.74	2.30	2.55
Ligações hidraúlicas	Pol.	1"1/2(DN40)	1"1/2(DN40)	1"1/2(DN40)	1"1/2(DN40)
Pressão máxima	bar	6	6	6	6
Volume minimo de água		286	389	490	522
(9)Pressão sonora	dB(A)	77	83	84	84
Alimentação elétrica		400V/3P+N+T/50Hz			
Pot. max. absorvida	kW	24	33	39	43
Corrente max. absorvida	A	38	52	62	68
Peso	kg	440	540	560	600
Dimensões (LxPxH)	mm	1850x1110x1920	1850x1110x1920	1850x1110x1920	1850x1110x1920
Código		NI0516014	NI0516025	NI0516026	NI0516027
Preço S/IVA		**20660€**	**25100€**	**26850€**	**30470€**

Performance refers to the following conditions:

(1) Cooling: outside air temperature 35°C; water inlet/outlet temperature 12/7°C.
(2) Cooling: outside air temperature 35°C; water inlet/outlet temperature 23/18°C
(3) Heating: outdoor air temperature 7°C (dry bulb) 6°C (wet bulb); water inlet/outlet temperature 30/35°C.
(4) Heating: outdoor air temperature 7°C (dry bulb) 6°C (wet bulb); water inlet/outlet temperature 40/45°C.
(5) Cooling: inlet/outlet water temperature 7/12°C.
(6) Heating: average weather conditions; Tbiv = -7°C; low temperature.
(9) Sound power: heating mode setting (3); value determined on the basis of measurements carried out in accordance with the UNI-EN-ISO 9614-2 standard, in compliance with the requirements of Eurovent certification.

N.B. The performance data shown are indicative and may be subject to change. Furthermore, the efficiency figures stated in points (1), (2), (3) and (4) should be understood as referring to instantaneous power in accordance with UNI EN 14511. The figures stated in points (5) and (6) are determined in accordance with UNI EN 14825.

DHW Heat Pump INNOVUS

A+ · 5 YEARS WARRANTY · R290

INNOVUS
HEAT PUMP

Heat exchanger specifically designed for R290, featuring parallel microchannels in flat aluminium tubes.
Innovative micro-pore design for the refrigeration process.
Internationally patented (PCT/ CN2023/ 130162)
Heat transfer performance is improved by 32% compared with conventional aluminium plate heat exchangers.

- Intelligent Controller
- Special compressor for heat pumps
- Temperature probe holder
- Dual-temperature probe
- Microscale heat exchangers

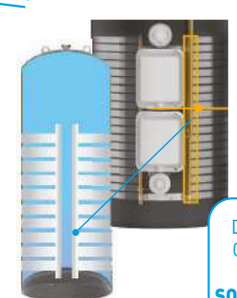

DEPÓSITO CONVEXO SEM **SOLDADURAS**

INTELLIGENT ELECTRICAL ANODE FOR CORROSION PREVENTION

ANTI-CORROSION GLAZED TANK

- WATER TANK PROTECTION
- ELECTRICAL RESISTANCE PROTECTION
- INSULATED WATER TANK
- AUTOMATIC TEMPERATURE CONTROL
- EQUIPOTENTAL PROTECTION
- AUTOMATIC FAULT DETECTION
- OVERPRESSURE PROTECTION
- ANTI-BANCKFLOW PROTECTION



Intelligent control

Flexible Installation
Anti-Legionella Function

HEAT PUMP INNOVUS			IN-200 GA	IN-300 GA
Power Supply		V~/Hz	220 240V ~ 50/60Hz	
Heat Pump Thermal Power		W	1700	
Heat Pump Rated consumption		W	425	
Power Electrical Resistence		W	2000	
COP		COP	3.50	3.90
Energy Efficiency		%	135	145
Heating Time (EN16147)		h:mm	07:22	08:00
Qtt. of Water With draw at 40°C (EN16147)		L	282	328
Noise pressure LWA		(V1/V2) dB(A)	54/48	
Eco-Friendly Gas/ Quantity		-/kg	R290 / 0.15	
Energy Class			A+	
Load Profile			XL	XL
Dimensions	Unit Dimensions (ø/Height)	mm	668x1667	668x1947
	Duct Diameter	mm	160	
	Weight	kg	96	108
Tank	Capacity	L	206	270
	Max. Pressure	bar	8,0	
	Material		Vitrificado	
	Isolation	mm	50, espuma de poliuretano	
	Hydraulic Coonectios	polegadas	3/4"	
Temp. of Operation (Air)Min/Max		°C	-7/45	
Temo. Water Outlet		°C	35/70	
4-way valve			✓	✓
Electronic Expansion Valve			✓	✓
Code			NI1510200	NI1510300

DHW Heat Pump Stainless Stell FLEXUS

A+ · 5 YEARS WARRANTY · R290

FLEXUS

High-efficiency heat pumps designed for domestic hot water production.

- Duplex Stainless Steel Tank 2205
- Coil temperature sensor
- Average tank temperature sensor
- High and low pressure protection
- Microchannels exchanger
- 50mm polyurethane foam insulation
- Easier control
- Anti-Legionella function
- GMCC Compressor
- WI-FI
- FLEXUS color: Gray

30% IMPROVED HEAT TRANSFER EFFICIENCY

FAST THERMAL RESPONSE

DURABILITY AND CORROSION RESISTANCE

PV READY FUNCTION
Possibility of integrating a photovoltaic energy source

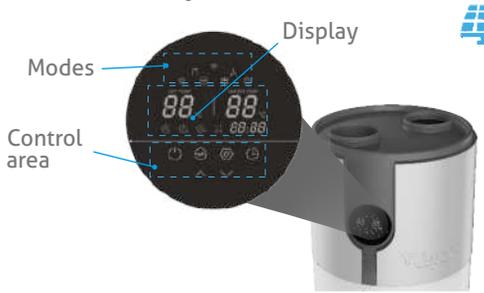



DIFFERENT TYPES OF INSTALLATION

The unit can function not only as a heat pump, but also as a cooling, dehumidifer or energy recovery device.

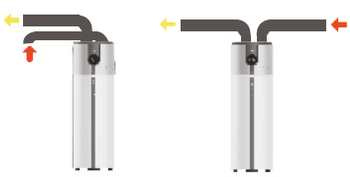



MAGNESIUM SULPHATE

A protective component that prevents corrosion in the inner tank.



FLEXUS			FX-80	FX-120	FX-200	FX-200 1S	FX-300	FX-300 1S
Electrical supply		V/Ph/Hz	220 240V/1/ 50Hz					
Rated power		W	2000	2000	2100	2100	2100	2100
COP*		W/W	3,05	3,14	3,6	3,6	3,8	3,8
Maximum current		A	1.81 + 6.8 (e-heater)			2.61 + 6.8 (e-heater)		
Maximum water temperature		°C	70					
Max. water temperature		°C	70 (60 without support of electrical resistance)					
Temperature adjustment range		°C	10 - 70					
Working environment temperature		°C	-5-43					
Max. discharge pressure		bar	26					
Max. suction pressure		bar	10					
Sound Pressure**		dB(A)	55	55	55	55	56	56
Energy Class			A+					
Type of refrigeration (.../g)			R290 / 150					
Air flow		m3/h	250	250	350	350	350	350
Compressor		Tipo	Rotary					
		Marca	GMCC					
Fan motor		Tipo	Asynchronous motor					
		W	40	40	60	60	60	60
		RPM	900	900	1130	1130	1130	1130
Pipe diameter		mm	Ø160mm					
Tank	Maximum Pressure	bar	10					
	Material		Inox Duplex 2205					
	Hydraulic Connections		3/4"					
	Serpentine Connections		-	-	-	3/4"	-	3/4"
	Solar Serpentine	m^2	-	-	-	0.9	-	0.9
Auxiliary electrical resistance		KW	1.5					
Eletronic expansion valve			✓	✓	✓	✓	✓	✓
Anti-Corrosion System			Magnesium Anode					
Dimensions	Equipament	mm	ø510x1078	ø510x1328	ø565x1750	ø565x1750	ø648x1850	ø648x1850
	Packaging	mm	570x570x1185	570x570x1435	629x629x1892	629x629x1892	695x695x1989	695x695x1989
	Weight	Kg	46	51	72	72	87	87
Code			NI1550080	NI1550120	NI1550200	NI1551200	NI1550300	NI1551300

*Referring to the hot climate zone (Warmer Climate 20/15°C) according to EN16147

**Noise is tested in accordance with EN 12102 using water at 50°C

AQUANOVUS DHW Split Heat Pump

A+ | 5 YEARS WARRANTY | R32

AQUANOVUS
SPLIT HEAT PUMP

- A storage facility suitable for blocks of flats or detached houses.
- Multiple protection functions
- Easy and flexible installation, miniming the space required.
- Easy maintenance
- External coil, microchannel heat exchanger
- High-temperature sterilisation function
- Vitrified steel tank
- Built-in Wi-Fi

Class A+ energy efficiency
R32 eco-friendly refrigerant
DC Inverter Compressor
Smart defrost function
Cathodic protection: electronic anode



Command NPGA/EJ



AQUANOVUS			AN -200	AN - 300
Heating	Power	W	3500	4600
	Consumption	W	777	1000
	Rated Current	A	3,4	4,4
	Energy Class		A+	
Tank	Useful volume	L	190	290
	Maximum pressure	bar	7	8
	Material		Enamelled steel	
	Insulation	mm	45, polyurethane foam	
	Weight	kg	67	86
	Water inlet/outlet Hydraulic connections	Pol. (DN)	3/4"	3/4"
	Dimensions (Ø/Height)	mm	510/1623	620/1585
COP DHW**			3,8	4,1
Maximum height difference (EU/Depot)		m	6	
Maximum distance (EU/Depot)		m	20	
Power of electrical resistance		W	1500	1500
Power		V/ f / Hz	220 - 240 / 1 / 50	220 - 240 / 1 / 50
DHW Temperature		°C	+35 - +70*	
Corrosion Protection			Electronic anode	
Outdoor Unit	Dimensions (WxHxD)		732x330x553	
	Weight	kg	24,5	25,5
	Compressor		DC Inverter	
Pipe diameter	Liquid	Pol.	1/4	
	Gas	Pol.	3/8	
Refrigerant			R32	R32
Quantity of R32 refrigerant (up to 3m)		kg	0.55	0.63
Sound Pressure		dB(A)	60	62
Additional charge		g/m	24	
Code			NI1515520	NI1515530

* using only the electrical resistance (TEMP + function)

** EN 16798: 2017 + A1: 2022 (hot climate)



Electronic Anode
- Anti corrosion
- Long-lasting protection
- No replacement required

Heat exchangers with microchannels
The outer casing with a microchannel heat exchanger ensures greater efficiency.

Disinfection Function
The water tank is fitted with an auxiliary electric heating element which raises the temperature to 70°C within the set time, thereby eliminating bacteria.



POOL HEAT PUMP

Pool Heat-Pump SERENUS

The SERENUS heat pump has an innovative design without a front fan, extracting the airflow from the rear, which ensures the reduction of all possible noise and a quieter performance.

MAIN FEATURES

- Mitsubishi DC Inverter Compressor.
- Innovative design without front fan.
- Exterior in anti-corrosion ABS plastic.
- It uses the ecological Gas R32.
- Uses on average 90% of free energy from ambient air.
- For pools from 15 m^3 to 120 m^3.
- Wi-Fi control.
- High efficiency titanium heat exchanger "TWISTED PIPE"
- Fast and efficient defrosting, by reversing the cycle with a 4-way valve.
- Includes flow switch
- Operation down to -10 degrees
- Optional protective cover



SERENUS		SE07 AA	SE11 AA	SE17 AA	SE21T AA	SE28T AA
Operating Conditions: Air 27°C/ Water 27°C/ Humidity 80%						
Heating Power	kW	6.8	11.0	17.5	20.8	27.8
COP		14.0~7.1	14.0~6.9	15.6~6.9	14.6~7.0	15.6~7.1
Medium COP at 50% speed		10.4	10.2	10.9	10.9	10.7
Operating Conditions: Air 15°C/ Water 26°C/ Humidity 70%						
Heating Power	kW	4.9	7.5	12.3	14.3	18.8
COP		7.2~4.4	7.3~4.6	7.7~4.9	6.9~4.9	7.8~4.9
Medium COP at 50% speed		6.4	6.5	6.5	6.5	6.4
Recommended pool volume **	m^3	15~30	30~55	40~80	50~95	60~120
Operating Temperature Limit	°C	-10°C ~ 43°C				
Compressor		Twin-rotary Mitsubishi DC Compressor				
Exchanger		Permutador de Calor em Titânio "TWISTED PIPE"				
Power Supply		230V 1Ph			400V 3Ph	
Electric power	kW	0.14~1.12	0.22~1.63	0.32~2.51	0.38~2.92	0.5~3.84
Electrical Power at 50% speed	kW	0.38	0.58	0.95	1.10	1.47
Electric current	A	0.63~4.38	0.96~7.09	1.39~10.9	0.55~4.23	0.72~5.56
Maximum Electric Current	A	7.5	10.0	15.0	7.0	7.0
Power Cable	mm^2	3x2.5	3x2.5	3x4	5x2.5	5x2.5
Sound Pressure at 1m	dB(A)	36.5~46.0	36.6~47.9	41.1~51.8	38.9~52.2	41.5~52.9
Sound Pressure at 50% at 1m	dB(A)	39.2	41.3	44.5	44.4	47.0
Sound Pressure at 10m	dB(A)	16.5~26.0	16.6~27.9	21.1~31.8	18.9~32.2	21.5~32.9
Refrigerant charge	g	500	750	1000	1200	200
Water flux	m^3/h	2~4	3~5	6~8	8~10	10~12
Water Connections	mm	50	50	50	50	50
Net weight	kg	54	57	68	80	99
Dimensions	mm	890x430x657	890x430x657	1060x430x657	1060x430x757	1060x430x957
Códigos		**NI3001007**	**NI3001011**	**NI3001017**	**NI3001121**	**NI3001128**

PROTECTIVE COVER

Code	Description
NI3002011	SERENUS SE07 AA SE11 AA
NI3002017	SERENUS SE17 AA
NI3002021	SERENUS SE21T AA
NI3002028	SERENUS SE28T AA



WI-FI INTEGRADO · GÁS R32 · DESCONGELAÇÃO RÁPIDA · CUMPRE COM OS REQUISITOS · PERMUTADOR EM TITÂNIO TORCIDO · FUNCIONA ATÉ -10°C · ALTA EFICIÊNCIA · CONFORMIDADE EUROPEIA · EXTREMAMENTE SILENCIOSA · VENTILADOR DC BRUSHLESS · INVERTER



FAN COIL

FIND OUT

nipon®

techforcomfort

Explore the world of Nipon online.
On our website and social media channels, find the perfect solutions for your needs.
We currently offer the best air-conditioning solutions on the market, with a wide range of high quality, durable and energy efficient equipment.

FOLLOW US ON OUR SOCIAL MEDIA

NIPON Techforcomfort

nipon_techforcomfort

@niponcoolair6597

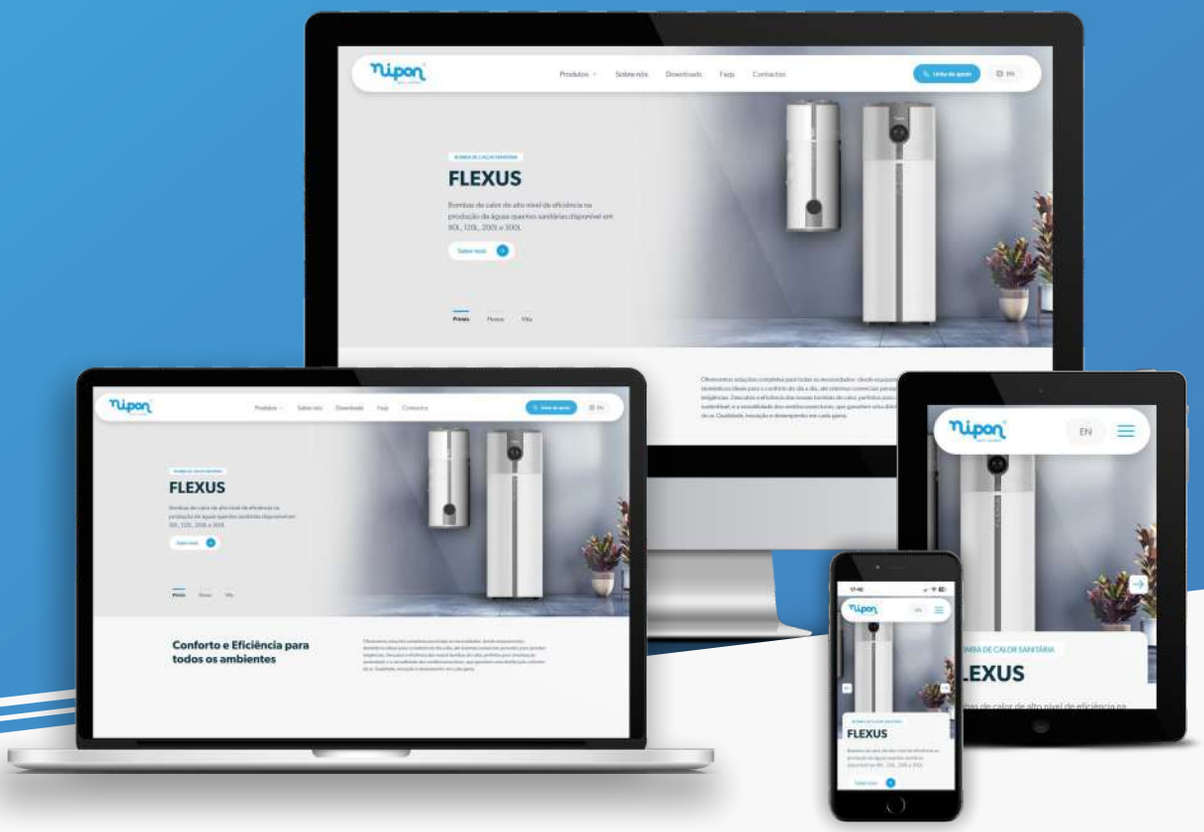

Reversible Fan Coil SUPRA REVERSE



SUPRA REVERSE

Reversible Model
By rotating the Supra Reverse machine, it can be installed as a Mural Split or a marchine console.

Standardization
Its reversible design allows for installations aesthetically more uniform and harmonious in the same environment.

Controlo Multiset
Integrated electronics for touch use in the machine with remote controls and systems of home automation.

FEATURES
- Heating, cooling, dehumidification and Filtering.
- Brushless DC motor.
- Total flat design.
- Compact: Minimum thickness of 12.9 cm and maximum thickness of 15 cm.
- Line consisting of 3 power models.
- The unit is supplied with integrated 3-way valve with 4-wire Electrothermal actuator.
- One-piece box for comfortable working.
- Motorized steel air outlet deflector.
- Removable filters in the air inlet.
- Rugged metal housing.
- Available in colour: White RAL 9003.

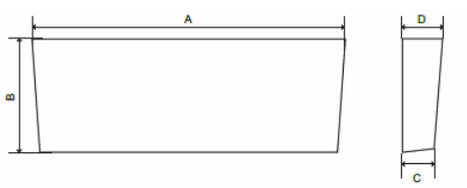

DESIGN, DIMENSIONS, WEIGHT

		40	60	80
A	mm	906	1106	1306
B	mm	380	380	380
C	mm	129	129	129
D	mm	150	150	150
Peso	Kg	13	14.5	16

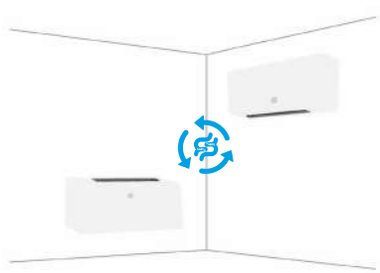

Reversible Model

INTEGRATED CONTROL
Includes a built-in touch remote and remote control (supplied).
In addition, by means of a combination of buttons, it is possible to control the distance* with a Modbus NPO/736 wall-mounted chronothermostat kit or home automation, through the Modbus RS485 ASCII series or RTU protocol.

SUPRA REVERSE MODEL			SR40 OA			SR60 OA			SR80 OA		
Fan Speed			Min.	Médio	Máx.	Min.	Médio	Máx.	Min.	Médio	Máx.
Total cooling power	(a) a27/19 - w7/12	KW	0.52	0.71	1.01	0.69	0.89	1.23	0.77	1.09	1.82
Sensible cooling power	(a) a27/19 - w7/12	KW	0.42	0.59	0.91	0.58	0.80	1.15	0.65	0.95	1.47
Water flow rate	(a) a27/19 - w7/12	l/h	90.6	124.0	177.0	120.1	155.1	215.5	134.0	189.7	317.7
Pressure loss on the water side	(a) a27/19 - w7/12	kPa	2.8	5.2	8.9	4.9	6	7.9	2.1	4.8	11
Total heating power	(b) a20/15 - w50/-	KW	0.67	0.99	1.55	0.98	1.37	2.16	1.14	1.68	2.85
Water flow rate	(b) a20/15 - w50/-	l/h	90.6	124.0	177.0	120.1	155.1	215.5	134.0	189.7	317.7
Pressure loss on the water side	(b) a20/15 - w50/-	kPa	2.4	4.5	7.1	1.9	2.9	2.5	2.0	4.6	8.8
Total heating power	(c) a20/15 - w45/40	KW	0.58	0.86	1.40	0.86	1.20	1.90	0.99	1.45	2.50
Caudal de água	(c) a20/15 - w45/40	l/h	99.1	146.3	237.5	145.5	204.6	322.8	168.1	247.8	425.4
Water flow rate	(c) a20/15 - w45/40	kPa	3.4	6.7	11.6	6.7	11.9	5.4	8.5	16.4	15.3
Absorbed power		W	7	11	19	8	12	23	9	13	27
Sound Power Lw (A)		dB(A)	43	49	57	43	50	58	43	50	58
Sound pressure Lp(A)	(d)	dB(A)	34	40	48	34	41	49	34	41	49
Air Flow	(e)	m3/h	140	190	290	190	260	400	200	280	430
Battery Water Content		l		0.3			0.4			0,5	
Maximum working pressure		bar		8			8			8	
Hydraulic Connections		polegadas		Eurocone 3/4			Eurocone 3/4			Eurocone 3/4	
Power supply		V/F/Hz		230/1/50			230/1/50			230/1/50	
Code				NI2010504			NI2010506			NI2010508	

This data is related to the following operating conditions:
a) Cooling mode according to standard conditions: air temperature 27 °C b.s. 19 °C b.u., water inlet temperature: 7°C, water outlet temperature: 12°C
b) Conditions of use of heating mode 1: air temperature 20 °C b.s., 15 °C b.u.max, temperature of water inlet at 50 °C, water flow equal to standard cooling condition
c) Standard heating mode conditions: air temperature 20 °C b.s., 15 °C b.u.max, temperature water inlet 45°C, water outlet temperature 40°C

d) Sound pressure level valid for indoors with a volume of 100 m3 with a time of 0.5-second reverb and wall mounting, sound output on 1/2 sphere at a distance of 3 m
e) Air flow measured with clean filters

* Touch control and air probe integrated into the equipment.

Extra-Thin Fan Coil SUPRA SLIM



Overall flat design

Linear aesthetics (with suction system From the bottom) for maximum integration with the surrounding architecture.

Cor

White RAL 9003

SUPRA SLIM

FEATURES

- Cooling, Heating, Dehumidification and Filtering.
- Compact: Thickness: min 12.9 cm - max 15 cm.
- Line consisting of 4 models to adapt to the power.
- Brushless DC motor.
- Metal front, ABS side parts
- Total flat aesthetics with an air extraction system on the underside
- Standard configuration with touch control integrated
- Available in color: White RAL 9003e.



1. Valve with thermoelectric actuator (accessory kit)
2. High-efficiency battery
3. Water temperature probe
4. High-efficiency tangential fan
5. Condensate tray
6. Integrated electronic control

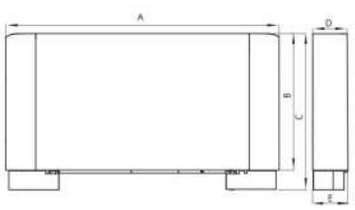

DESIGN, DIMENSIONS WEIGHT

		20	40	60	80
A	mm	759	959	1159	1359
B	mm	579	579	579	579
C	mm	659	659	659	659
D	mm	129	129	129	129
E	mm	150	150	150	150
Peso SL	Kg	11.5	13.0	15.5	18.5

Extra-Thin Supra Slim Model			SS20 OA			SS40 OA			SS60 OA			SS80 OA		
Fan Speed			Min.	Médio	Máx.	Min.	Médio	Máx.	Min.	Médio	Máx.	Min.	Médio	Máx.
Total cooling power	(a) a27/19 - w7/12	KW	0.38	0.71	0.82	0.91	1.34	1.74	1.50	2.10	2.54	1.98	2.69	3.29
Sensible cooling power	(a) a27/19 - w7/12	KW	0.26	0.50	0.64	0.65	1.02	1.25	1.10	1.56	1.94	1.54	2.09	2.54
Water flow rate	(a) a27/19 - w7/12	l/h	66.2	123.3	142.9	157.6	232.0	302.5	259.2	363.1	440.3	341.9	464.7	570.0
Pressure loss on the water side	(a) a27/19 - w7/12	kPa	3.8	10.6	13.1	2.4	5.5	8.2	7.5	14.2	19	7.3	13.8	18.7
Total heating power	(b) a20/15 - w50/-	KW	0.64	0.84	1.05	1.25	1.65	2.31	1.75	2.56	3.12	2.21	3.10	4.10
Water flow rate	(b) a20/15 - w50/-	l/h	66.2	123.3	142.9	157.6	232.0	302.5	259.2	363.1	440.3	341.9	464.7	570.0
Pressure loss on the water side	(b) a20/15 - w50/-	kPa	3.2	8.8	10.9	2.0	4.6	6.8	6.2	11.8	15.8	6.1	11.5	15.5
Potência total em aquecimento	(c) a20/15 - w45/40	KW	0.54	0.70	0.88	1.06	1.39	1.94	1.46	2.14	2.60	1.85	2.60	3.44
Water flow rate	(c) a20/15 - w45/40	l/h	91.9	119.9	150.0	181.9	238.1	330.3	250.6	365.7	444.6	316.6	444.8	587.9
Pressure loss on the water side	(c) a20/15 - w45/40	kPa	5.7	8.8	12.2	2.9	4.8	7.9	5.8	11.8	16.0	4.1	8.9	14.2
Absorbed power		W	5	7	11	6	9	19	7	11	20	8	12	24
Sound power Lw (A)		dB(A)	38	45	52	39	46	53	41	47	53	42	48	54
Sound pressure Lp (A)	(d)	dB(A)	29	36	43	30	37	44	32	38	44	33	39	45
Air Flow	(e)	m3/h	100	130	160	190	250	320	280	360	460	350	450	575
Battery Water Content		l	0.47			0.8			1.13			1.46		
Maximum working pressure		bar	10			10			10			10		
Hydraulic Connections		polegada	Eurocone 3/4			Eurocone 3/4			Eurocone 3/4			Eurocone 3/4		
Power supply		V/ph/Hz	230/1/50			230/1/50			230/1/50			230/1/50		
Code			NI2010102			NI2010104			NI2010106			NI2010108		

These services are related to the following operating conditions:
a) Cooling mode according to standard conditions: air temperature 27 °C b.s. 19 °C b.u., water inlet temperature 7°C, water outlet temperature 12°C
(b) Conditions of use of heating mode 1: air temperature 20 °C b.s., 15 °C b.u.max, water inlet temperature at 50 °C, water flow equal to the standard cooling condition.
(c) Standard conditions: air temperature 20 °C b.s., 15 °C b.u.max, temperature water inlet 45°C, water outlet temperature 40°C

d) Sound pressure level valid for indoors with a volume equal to 100 m3 with a reverberation time of 0.5 sec and floor/ceiling installation, sound emission above 1/4 sphere at a distance of 3 m
(e) Airflow measured with clean filters

Accessories

CONTROLS	NI2015002	NPO/736 - Wall-mounted Modbus chronothermostat kit	•
KITS ELECTRIC	NI2015070	NPO/633 - Link Rotation Extension Kit	All sizes
KITS HYDRAULIC	NI2015052	NPO/832 - 2-Way Valve Kit with 4-Wire Actuator	•
	NI2015054	NPO/834 - 3-Way Valve Kit with 4-Wire Actuator	•
	NI2015056	NPO/205 - Manual 2-Way Valve Kit	•
	NI2015058	NPO/204 - Isolation kit for manual 2-way valve	•

Acessories

AESTHETIC KITS	NI2015082	NPO/938 - Floor Mounting Bracket Kit	•
	NI2015080	NPO/937 - Aesthetic feet kit for coverage	•
	NI2015102	NPO/520 - Ceiling mount kit (Condensate Tray)	SS20 OA
	NI2015104	NPO/521 - Ceiling mount kit (Condensate Tray)	SS40 OA
	NI2015106	NPO/522 - Ceiling mount kit (Condensate Tray)	SS60 OA
	NI2015108	NPO/523 - Ceiling mount kit (Condensate Tray)	SS80 OA

• Optional Acessory - Acessory not compatible

Wall-Mounted and Cassette Fan Coils

Mural

MILAN Units			26A	35A	42A
Cooling Capacity	(1)	kW	2.7/2.59/2.39	3.81/3.3/2.88	4.47/3.98/3.48
Cooling Capacity	(1)	BTU/h	9.2/8.8/8.1	12/11.2/9.8	15.2/13.5/11.8
Power Input		W	13/11/10	34/22/15	26/18/13
Water Flow		m^3/h	0.48/0.46/0.42	0.67/0.57/0.51	0.77/0.68/0.61
Head Loss		kPa	31.61/28.63/25.36	56.75/41.23/33.02	41.17/33.54/27.05
Heating Capacity	(2)	kW	2.94/2.8/2.58	4.3/3.65/3.09	4.84/4.23/3.62
Heating Capacity		BTU/h	10/9.5/8.8	14.6/12.4/10.5	16.5/14.4/12.3
Power Input		W	11/11/9	31/20/14	22/16/12
Water Flow		m^3/h	0.51/0.49/0.46	0.73/0.64/0.56	0.84/0.73/0.64
Head Loss		kPa	32.66/34.89/30.24	51.86/47.53/35.69	36.82/33.83/26.26
Current Input		A	0,2	0,4	0,3
Power Supply		V~,Ph,Hz	230,1,50	230,1,50	230,1,50
Air Flow		m^3/h	492/454/400	825/689/590	862/741/634
Hydraulic Connections		Pol./mm	3/4"(19,05)	3/4"(19,05)	3/4"(19,05)
Condensate Drain Connectios		mm	20	20	20
Sound pressure	(3)				
MAX - MED - MIN		dB(A)	32/30/27	45/39/35	38/34/30
Weight		kg	12.7	12.7	15,1
Dimensions (WxDxH)		mm	915x290x230	915x290x230	1072x315x230
Code			NI2031002	NI2031004	NI2031006



*3 years full warranty + 2 years warranty only parts

Wall-Mounted unit for room acclimation via water-cooling/heating, meant for commercial and residential usage, compatible with heat pumps and boilers.
MILAN Wall-Mounted units are designed to respond to the customer's
demands in terms or efficiency, silent functioning and design.
The micro-processor ensures a precise control over the room temperature.



- Standard with 3-way valve, infrared air trap and remote control.

(1) Cooling Power: Input Air Temp. 27°C b.s./19°C b.u. Max Speed
Water Temp. Input/output 7°C /12°C Max Speed.
(2) Heating Power: Input Air Temp. 20°C b.s. Max Speed
Water Temp. Input/output 45°C /40°C Max Speed.
(3) 1 meter away from the unit with reverb time of 0,5s.

4-way cassette

- Highly efficient with low head loss fin battery.
- Equipped with condensate pump.
- Internal insulation with closed cells to minimized thermal dispersion and noise.
- Prepared for standard false ceiling instalments.
- Wide area front coil that allows for high air flow with very low head loss
- Honey Comb Polypropylene Air Filter that can be cleaned by washing or blowing.
- Automatic movement by the air deflectors.
- Equipped with electronic control and infrared remote controller.



- Also available in 4-tube models with auxiliary battery. On request



Cassete HAWAII Units			22	29	35	42	60
Cooling Capacity	(1)	W	2.000	2.980	3.960	4.200	7.840
Heating Capacity	(2)	W	2.240	2.610	4.630	4.950	8.490
Power Supply		V~,Ph,Hz	230,1,50	230,1,50	230,1,50	230,1,50	230,1,50
Air Flow		m^3/h	460	560	690	840	1.265
Water Flow		L/h	400	520	640	770	1.200
Head Loss		kPa	14	14	15	16	30
Sound Pressure MAX - MED - MIN	(3)	dB(A)	39/33/27	39/33/27	42/36/30	43/38/32	44/40/34
Hydraulic Connections							
Water inlet		Pol./mm	3/4"(19,0)	3/4"(19,0)	3/4"(19,0)	3/4"(19,0)	3/4"(19,0)
Water Outlet		Pol./mm	3/4"(19,0)	3/4"(19,0)	3/4"(19,0)	3/4"(19,0)	3/4"(19,0)
Type					Fêmea		
Weight		kg	21	21	21	25	29
Dimensions (WxDxH)		mm	647x647x261	647x647x261	647x647x261	647x647x261	950x950x300
Code			NI2035002	NI2035004	NI2035006	NI2035008	NI2035010

1) Input Air Temp. 27°C b.s./19,5°C b.u.
Max Speed
Water Temp. Input/output 7°C /12°C
Max Speed.

(2) Input Air Temp. 20°C b.s. Max Speed
Water Temp. Input/output 45°C /40°C
Max Speed.

(3) 1 meter away from the unit with reverb time of 0,5s, at max speed

HAWAII Fan Coil Accessories

Code	Description	Compatible Models
NI2039102	3-Way Valve 22/42 kit	HAWAII
NI2039104	3-Way Valve 60 kit	HAWAII
NI2039120	Digital Wall-Mounted Controller	HAWAII

Console Fan Coil - VENICE



A Water Cooled/Heated Console Fan Coil with Centrifugal Fan for building acclimation, being residential or commercial, also available with DC Brushless motor.

- Super Silent Functioning.
- Galvanized Sheet Painted Frame available with V, VF, H and HF models.
- Sound Insulation.
- Renewable Filter and Condensate Tray with natural discharge.
- 6 Speed Centrifugal Fans, 3 of which are connected by standard configuration.
- Heat Exchanger with copper pipes and aluminum fins with hydrophilic surface treatment and quick condensate drainage.
- 6 available models (V – H – VN – HN – VF – HF), with or without frame, for horizontal and vertical mounting.
- 2 pipes and 4 pipes connection to auxiliary battery (optional on demand).
- All models available with high static pressure fan (on demand).

VENICE			13	23	33	43	53	63	73	83	93	103
Cooling Capacity	(1) (*)	W	1.579	2.105	2.663	3.179	3.947	4.474	5.811	6.758	7.926	9.495
Sensible Capacity	(1) (*)	W	1.290	1.620	2.070	2.310	2.870	3.230	4.330	4.800	5.670	6.620
Heating Capacity	(2) (*)	W	1.870	2.455	2.990	3.355	4.080	4.720	6.000	6.650	7.750	9.050
Heating Capacity	(3) (*)	W	3.740	4.910	5.980	6.710	8.160	9.440	12.000	13.300	15.500	18.100
Head Loss												
Cooling	(*)	kPa	14.5	18.1	20.5	23.0	25.1	26.8	27.2	30.0	31.9	32.4
Heating	(3) (*)	kPa	15.9	19.2	20.1	20.0	20.9	23.2	22.6	22.6	23.8	22.9
Air Flow												
Medium		m^3/h	370	400	500	550	670	720	1.000	1.050	1.280	1.310
Maximum		m^3/h	285	308	400	440	590	634	890	935	1.139	1.166
Minimum		m^3/h	226	244	305	336	462	497	650	683	870	891
Cooling	(*)	l/h	272	362	458	547	679	769	999	1.162	1.363	1.633
Heating	(3) (*)	l/h	322	422	514	577	702	812	1.032	1.144	1.333	1.557
Power Input	(*)	W	55	55	85	85	75	75	145	145	175	175
Sound Pressure	(4)	dB(A)	24/31/38	25/31/38	30/38/44	31/38/45	26/33/37	27/34/37	34/41/43	35/41/45	39/46/48	40/46/49
Power Supply							230V/1Ph/50Hz					
Hydraulic Connections		"G	1/2"	1/2"	1/2"	1/2"	1/2"	1/2"	1/2"	1/2"	1/2"	1/2"
Condensate Drainage		mm	20	20	20	20	20	20	20	20	20	20
VENICE w/ Heat Exchanger												
Heating Capacity	(2) (*)	W	940	990	1.590	1.675	2.190	2.275	3.145	3.230	3.995	4.055
Heating Capacity	(3) (*)	W	1.880	1.980	3.180	3.350	4.380	4.550	6.290	6.460	7.990	8.110
Head Loss	(3) (*)	kPa	7.3	8.0	11.7	12.9	21.3	22.9	41.1	43.3	37.7	38.8
VENICE - BRUSHLESS												
Cooling Capacity	(1)	W	1810-880	2320-1130	2830-1400	3.220-1.600	4.630-2.130	5.070-2.330	6.010-3.060	6.820-3.470	7.440-3.780	8.790-4.460
Heating Capacity	(2)	W	985-2.325	1.233-2.915	1.670-3.409	1.557-3.625	2.063-5.209	2.285-5.794	2.949-6.615	2.174-7.149	3.388-7.650	3.898-8.800
Heating Capacity	(3)	W	4680-1970	5860-2470	6840-2940	7.250-3.120	10.510-4.130	11.650-4.580	13.280-5.900	14.300-6.350	15.300-6.780	17.600-7.800
Heat Exchanger	(2)	W	1.209-510	1.211-515	1.855-800	1.865-805	2.880-1.135	2.883-1.140	3.553-1.580	3.561-1.590	4.045-1.790	4.045-1.795
Heat Exchanger	(3)	W	2440-1030	2440-1030	3730-1610	3.730-1.610	5.800-2.280	5.800-2.280	7.140-3.170	7.140-3.170	8.90-3.590	8.90-3.590
Air Flow		m^3/h	537-127	537-127	625-153	625-153	1.021-215	1.021-215	1.184-306	1.184-306	1.255-323	1.255-323
Power Input	(5)	W	9	9	9	9	10	10	11	11	11	11
Sound pressure	(5)	dB(A)	23	23	26	26	22	22	24	24	25	25
Signal		Vdc	0-10	0-10	0-10	0-10	0-10	0-10	0-10	0-10	0-10	0-10
Dimensions w/ frame		mm	670x520x220	670x520x220	870x520x220	870x520x220	1070x520x220	1070x520x220	1270x520x220	1270x520x220	1470x520x220	1470x520x220
Dimensions wo/frame		mm	425x450x215	425x450x215	625x450x215	625x450x215	825x450x215	825x450x215	1025x450x215	1025x450x215	1225x450x215	1225x450x215
Weight w/ frame - wo/frame		kg	15-11	15.5-11.6	18.5-14	19-15	25-20	26-21	29-23.5	30-25	34-27.5	35-29

(1) Input Air Temp. 27°C b.s./19,5°C b.u.
Water Temp. Input/output 7°C /12°C
(2) Input Air Temp. 20°C b.s.
Water Temp. Input/output 45°C /40°C
(3) Water Temp. Input/output 70°C /60°C
(4) 2 meters away from the unit with reverb time of 0,5s, at max speed
(5) Input Signal 3Vdc
(*) Max Speed

Venice Console Fan Coil With or Without Frame



V Model- Vertical Model with frame, air input from below.

V Model - 2 Pipes	Code
13	NI2032002
23	NI2032004
33	NI2032006
43	NI2032008
53	NI2032010
63	NI2032012
73	NI2032014
83	NI2032016
93	NI2032018
103	NI2032020



VF - Vertical Model with frame, frontal air input.

VF Model - 2 Pipes	Code
13	NI2033502
23	NI2033504
33	NI2033506
43	NI2033508
53	NI2033510
63	NI2033512
73	NI2033514
83	NI2033516
93	NI2033518
103	NI2033520



VN Model - Vertical Model without frame.

VN Model - 2 Pipes	Code
13	NI2033002
23	NI2033004
33	NI2033006
43	NI2033008
53	NI2033010
63	NI2033012
73	NI2033014
83	NI2033016
93	NI2033018
103	NI2033020



HN Model - Horizontal Model without frame

HN Model - 2 Pipes	Code
13	NI2034002
23	NI2034004
33	NI2034006
43	NI2034008
53	NI2034010
63	NI2034012
73	NI2034014
83	NI2034016
93	NI2034018
103	NI2034020



H Model- Horizontal Model with frame, air input from the back

H Model - 2 Pipes	Code
13	NI2032502
23	NI2032504
33	NI2032506
43	NI2032508
53	NI2032510
63	NI2032512
73	NI2032514
83	NI2032516
93	NI2032518
103	NI2032520



HF Model- Horizontal Model with frame, air input from the front

HF Model - 2 Pipes	Code
13	NI2034502
23	NI2034504
33	NI2034506
43	NI2034508
53	NI2034510
63	NI2034512
73	NI2034514
83	NI2034516
93	NI2034518
103	NI2032520

ACESSORIES

VENICE



CIVO
3 Speed Controller + on/off/summer/winter and room temperature thermostat



CMG
Digital Controller with microprocessor with 2/4 pipe management with or without 3-way valve.



CDB
Digital Controller for with 2/4 pipe management with or without valve.



FEET



TP
Wall Controller 230V +3 speed +on/off + 2pipe management



NPM/A1 - 230V Digital Wall-Mounted Controller + 3 speeds + 2/4 pipes. 3.5-inch TFT colour touchscreen. Dry contact for window sensor. Input for water sensor. Weekly programming + Wi-Fi. (requires a Ø60x40mm flush-mounted box, not included) Compatible with the 761080 square flush-mounted box (75x75x42mm), not included



NPM/A1 -010- Brushless Digital Wall-Mounted Controller 230V + 0–10 V + 2/4-pipe. 3.5-inch TFT colour touchscreen. Dry contact for window sensor. Input for water sensor. Weekly programming + Wi-Fi. (requires a Ø60x40mm flush-mounted box, not included) Compatible with the 761080 square flush-mounted box (75x75x42mm), not included



AUXILIARY DRAINAGE



Temperature Probe for NPM/A1 and NPM/A1-010 Controllers



PC
'Mamut' control board (Included with the CIVO, CDB, CMG and TE controllers)



TM – Minimum thermostat – – Tset 42°C

Código	Descrição
NI0239062	CIVO Control
NI0239066	CMG Control
NI0239064	CDB Control
NI0239068	TP Thermostat
NI0239074	TM Thermostat
NI0239070	NPM/A1 Digital Wall Control Unit
NI0239072	Brushless NPM/A1 and NPM/A1-010 digital wall-mounted control unit
NI0239080	Temperature Probe for NPM/A1 and NPM/A1-010 Controllers
NI0239082	PC power connection
NI0239020	V3 valve - 2-pipe
NI0239022	V2 valve - 2-pipe
NI0239024	V4 valve - 4-pipe
NI0239026	V2 valve - 4-pipe
NI0239040	Feet
NI0239000	Auxiliary drainage



V3 3-way valve for a 2-pipe system



V2 -2-way valve for a two-pipe system



V4 - 4-way valve for a 4-pipe system



V2+ - 2-way valve for a 4-pipe system

Note 1: The prices indicated in this product catalog are retail selling prices and must be added VAT.

Note2: The missing sale condictions in this product catalog may be consulted in the General Sale Conditions.

Note 3: The specifications described in this product catalog may be subjected to changes without advanced notice, being them associated with graphical errors or thermical alterations in the products themselves.

Nota 4: Nipon techforcomfor ® holds the right to alter the presented prices without advenged notice.

WARRANTEE INFORMATION

Nipon Techforcomfort ® products are warranted agaist manufacturing defects for a total period of 60 months (5 years) from the date of original purchase. In the first 36 months, the equipament has full warranty (parts + labor) and in the last 24 months, the warranty only covers replacement parts.

WARRENTEE CONDICITIONS

The warrantee is only valid if it is requested an intervention under the same and if the product is accompanied by it's original purchase document and the serial number of the same has not been altered. Nipon TechforComfort® obligations fall only upon reparation or substitution of the product or it's defective parts, being them new or reconditioned. All technical interventions must be conducted by the official technical assistance of Nipon TechforComfort.®

Any intervention provided by a service provider unknown to Nipon TechforComfort® and without their proper authorization won't be refunded and will be declined refunded and will be declined any and all responsibility inherent to any product damage within the scope of the aforementioned intervention's. It won't be considered defect covered by warrantee any alteration. and/or adaptation of the product, that is necessary for it to function in countries or locations where it's wasn't initially conceived. This warrantee won't cover the charges or losses resulting from the aforementioned alterations and/or adaptations.

THE WARRANTEE DOES NOT COVERS THE FOLLOWING

- Periodic examinations, maintenance and repairing of parts that were subsjected to natural wear.
- Costs relative to removal and installment of the equipament.
- Incorrect usage or instalment, including using the product in conditions in wich it was not previously conceived or fabricated.
- Damage done by light, water, fire, nature phenomena, war, public disturbances, incorrect voltage, improper ventilation pr any other cause out of Nipon Techforcomfort ®
- The warrantee is valid during it´s respective period, for any person that legally acquires a Nipon Techforcomfort® product.
- The warrantee does not affect the legal rights of the consumer, under the national legislation applicable in force, nor the rights that the consumer have in relation to the seller entity.

TABLE NIPON TECH FOR COMFORT - Vers. 05-2026

The specifications described in this catalog and appearance of the products may be subject to change without notice, due to graphical errors or technical changes that have been made to the product in order to improve it.

TALK TO US
FREE NUMBER

800 200 087

www.nipon.pt

nipon@niponcomfort.com

Distribuidor oficial:
DISTERM
Distribuição de Climatização

Estrada da Moita Negra, nº453 - Boleiros
2495-326 Fátima - Portugal
E-Mail: geral@disterm.pt
Tel:+351249530550 | www.disterm.pt

SAT DISTERM | SERVIÇO DE ASSISTÊNCIA TÉCNICA
Direct Line Service
Technical Assistance
249 530 552